















Fall Center Activities

Literacy & Math

Name: _____



Add the Fall Leaves!

Directions: Count the leaves and write the answer in the box



	+		<input type="text"/>
	+		<input type="text"/>
	+		<input type="text"/>
	+		<input type="text"/>
	+		<input type="text"/>
	+		<input type="text"/>
	+		<input type="text"/>

The Teacher Support Hub

1

 $+$ 

2

 $+$ 

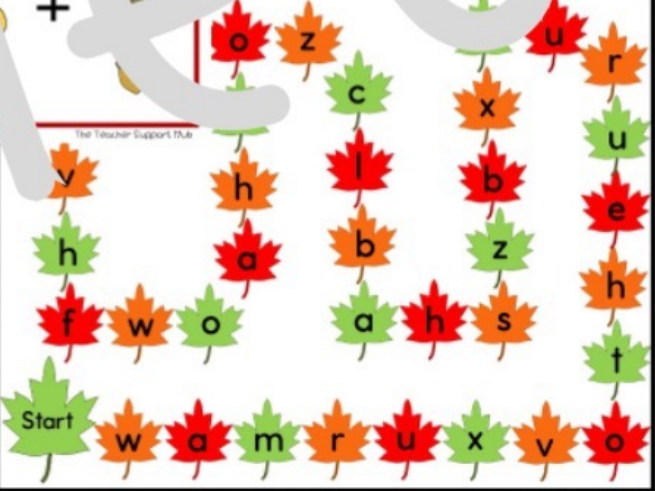
3

 $+$ 

4

 $+$ 

The Teacher Support Hub



Start w a m r u x v o

The Teacher Support Hub



pig

win

six 6

The Teacher Support Hub

CVC Picture-Word Matching Game



Preview

Reading Games

Letter ID, Sound, or CVC Words

Finish

rib pet

ten pat jam

rock dog

lap pen

bed jog mud such web

cub thin mix

Finish

rib pet

ten pat jam

rock dog

lap pen

bed jog mud such web

cub thin mix

Finish

Start

pup bus mop lid tub bug tub burn

zip chip dot map hip red hug

Finish

Start

pup bus mop lid tub bug tub burn

zip chip dot map hip red hug

Finish

o z n u r

m c x u

v h b t e

h f a l b z

h w o a h s

Start

w a m r u x v o

Finish

o z n u r

m c x u

v h b t e

h f a l b z

h w o a h s

Start

w a m r u x v o

Math Games

Number ID to 10, 20, and 50

Finish

35 30 37 40 35

43 44 33 27

48 27 20

Start

Finish

9 12 12 16 14

4 0 13 11

15 6 0 5 17

11 2

Finish

35 30 37 40 35

43 44 33 27

48 24 23 45 27

Start

Finish

12 2 16 14

0 8 15 16

19 10 13 15 17

Finish

6 8 3

2 3 2 3

9 5 8 4 4 8 4 4 10 10

Start

Finish

1 14 6 11 2

19 10 13 15 17

1 14 6 11 2













Adding to 10 and 20

with Visuals

Name: _____

Add the Fall Leaves!

Directions: Count the leaves and write the answer in the box













	+		<input type="text"/>
	+		<input type="text"/>
	+		<input type="text"/>
	+		<input type="text"/>
	+		<input type="text"/>
	+		<input type="text"/>

The Teacher Support Hub

Name: _____

Add the Fall Leaves!















Directions: Count the leaves and write the answer in the box

	+		<input type="text"/>
	+		<input type="text"/>
	+		<input type="text"/>
	+		<input type="text"/>
	+		<input type="text"/>
	+		<input type="text"/>

The Teacher Support Hub

Add the Fall Leaves!

Directions: Count the leaves and write the answer in the box

	+		<input type="text"/>
	+		<input type="text"/>
	+		<input type="text"/>
	+		<input type="text"/>
	+		<input type="text"/>
	+		<input type="text"/>
	+		<input type="text"/>

The Teacher Support Hub

Math Task Cards

Adding to 10 with Visuals

13

4 leaves + 2 pumpkins = 6 items

14

5 acorns + 4 apples = 9 items

5

3 acorns + 5 apples = 8 items

6

1 pumpkin + 2 leaves = 3 items

15

4 acorns + 1 leaf = 5 items

1

3 pumpkins + 1 apple = 4 items

2

5 acorns + 2 corn cobs = 7 items

4 leaves + 1 acorn = 5 items

3 pumpkins + 2 apples = 5 items

4 pumpkins = 4 items

3

2 apples + 1 pumpkin = 3 items

4

3 pumpkins + 3 acorns = 6 items

11

6 acorns + 3 leaves = 9 items

12

2 pumpkins + 2 leaves = 4 items

The Teacher Support Hub

The Teacher Support Hub

The Teacher Support Hub

Math Task Cards

Adding to 20

1
 $7 + 6$

2
 $8 + 8$

3
 $8 + 6$

4
 $10 + 9$

13
 $7 + 7$

14
 $6 + 7$

5
 $10 + 10$

6
 $8 + 7$

8
 $9 + 7$

9
 $4 + 8$

10
 $9 + 3$

12
 $5 + 10$

15
 $6 + 6$

16
 $9 + 7$