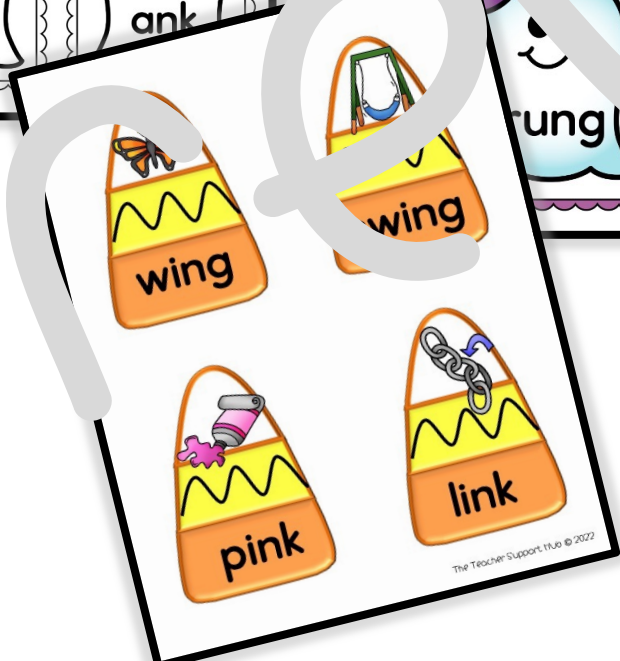
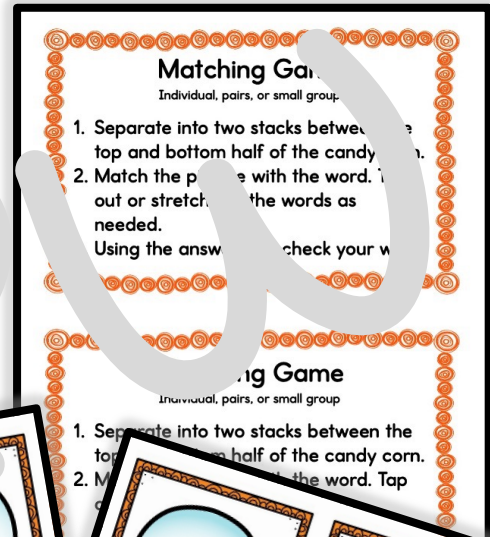



Matching Game

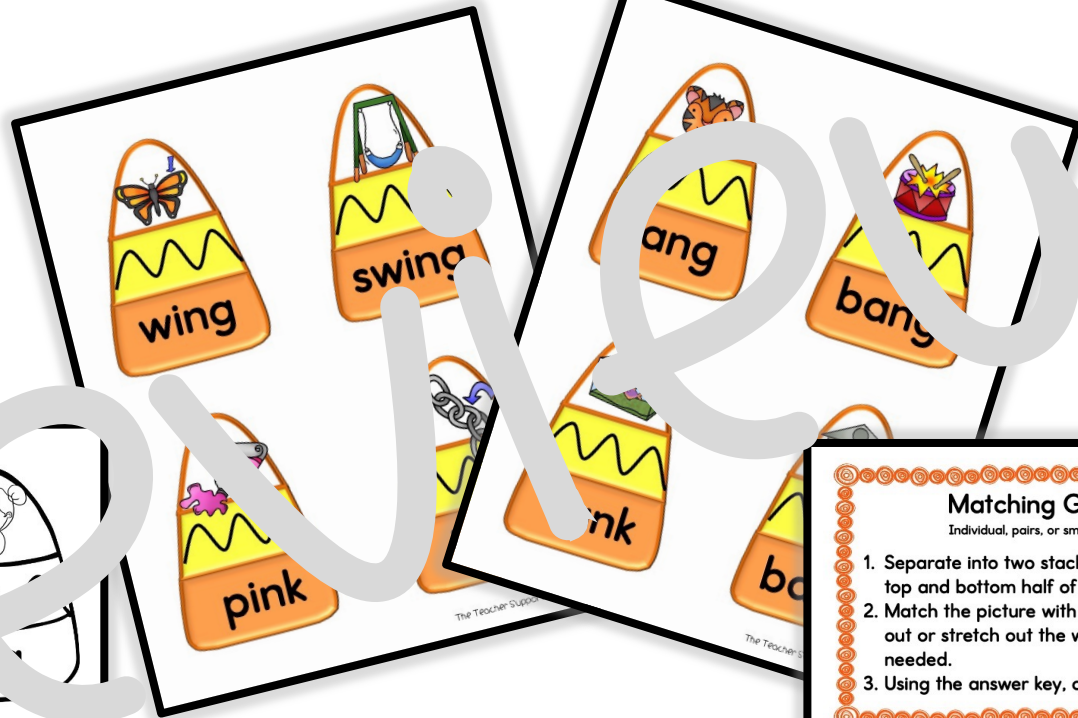

with Welded Sounds -ng & -nk



Color and
Black & White

Matching Game

Match Welded Sound Picture with Word



Matching Game
Individual, pairs, or small group

1. Separate into two stacks between the top and bottom half of the candy corn.
2. Match the picture with the word. Tap out or stretch out the words as needed.
3. Using the answer key, check your work.

Matching Game
Individual, pairs, or small group

1. Separate into two stacks between the top and bottom half of the candy corn.
2. Match the picture with the word. Tap out or stretch out the words as needed.
3. Using the answer key, check your work.

Color and
Black & White

Matching Game

Match Words with the same Welded Sound



Matching Game
2-4 Players

1. Mix-up the stack of cards.
2. Deal 5 cards to each player.
3. Everyone finds any words with matching welded sounds. (example: hang-rang or hang-fang)
4. Start with the player to the left of the dealer, on your turn, you can ask one player if they have a word with a welded sound.
 - If so, they get to keep the card and make a match.
 - If not, then the player needs to draw one card from the stack.
5. Game ends when either a player runs out of cards or all the cards have matches.

The Teacher Support Hub © 2022



Color and
Black & White

Matching Game

Match Welded Sound with Word

