


NARRATIVE

WRITING



The Teacher Support Hub

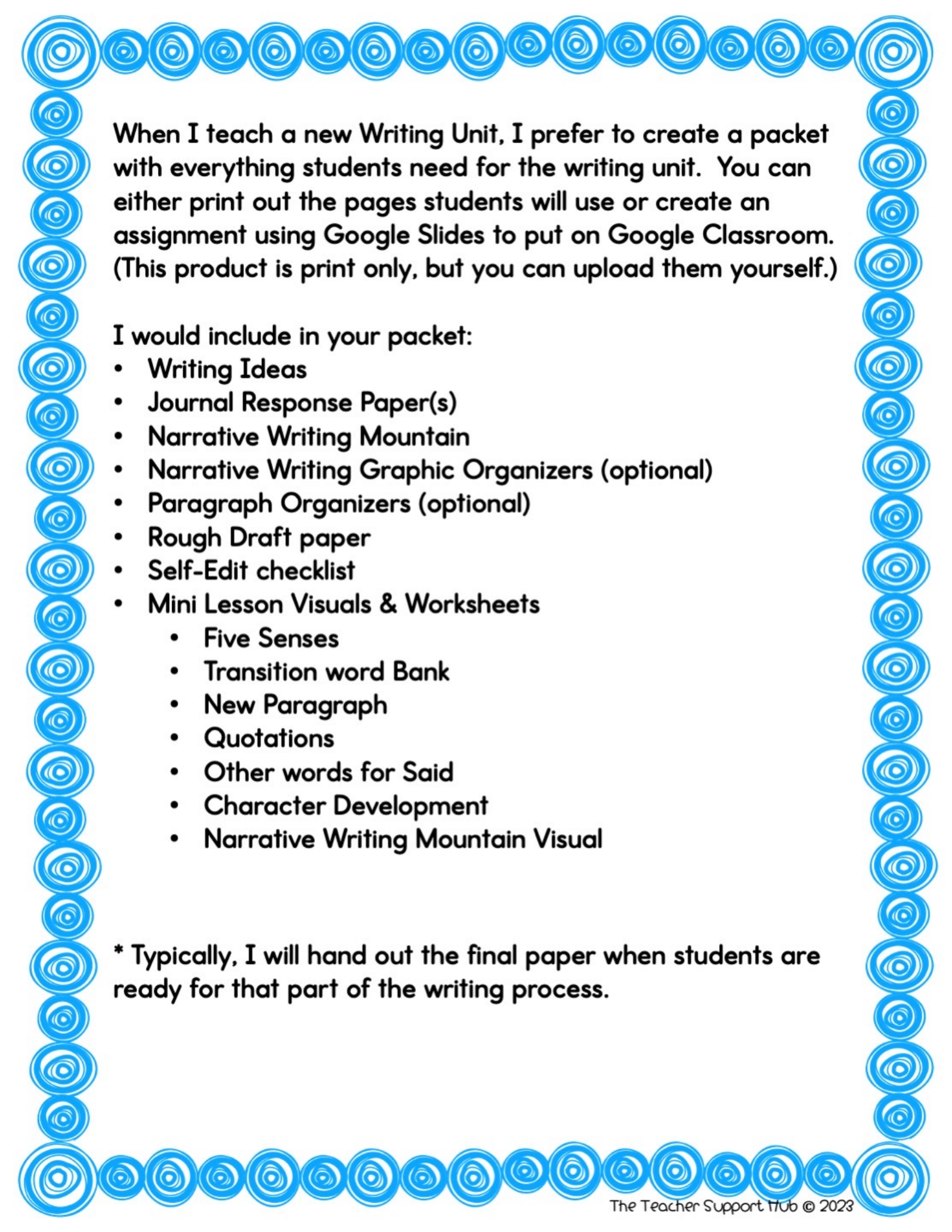
Learning to write a well developed narrative writing can be a hard skill. Students will be able to develop a story, fictional or non-fiction through graphic organizers and writing supports. This is a wonderful writing unit for students for any time of the year.

\* The lesson plan will work with both Personal Narrative and Realistic Fiction Narrative writing.

**I have included 61 total pages!**

This writing unit is printer friendly in color as well as black and white.

- The Writing Process Lesson Plan
- Mini Lesson Idea Page
- Roll Your New Playground Activity
- Personal and Fictional Narrative
  - Writing Ideas
  - Group Activity Cards
  - Journal Pages
  - Graphic Organizer Mountain
- 3 Different Narrative Writing Organizers
- Paragraph web graphic organizer
- Mini Lesson Pages:
  - Five Senses
  - Transition Word Bank
  - New Paragraphs
  - Quotations
  - Other Words for Said
  - Character Development
  - Narrative Writing Mountain Visual



When I teach a new Writing Unit, I prefer to create a packet with everything students need for the writing unit. You can either print out the pages students will use or create an assignment using Google Slides to put on Google Classroom. (This product is print only, but you can upload them yourself.)

I would include in your packet:

- Writing Ideas
- Journal Response Paper(s)
- Narrative Writing Mountain
- Narrative Writing Graphic Organizers (optional)
- Paragraph Organizers (optional)
- Rough Draft paper
- Self-Edit checklist
- Mini Lesson Visuals & Worksheets
  - Five Senses
  - Transition word Bank
  - New Paragraph
  - Quotations
  - Other words for Said
  - Character Development
  - Narrative Writing Mountain Visual

\* Typically, I will hand out the final paper when students are ready for that part of the writing process.

# Lesson Plan Outline

## Introduction:

Introduce the new writing topic: Narrative Writing. With your whole class, discuss possible ideas on what the students could write about. There is a list already created, but begin with a class discussion.

## Narrative Writing- SMALL GROUP ACTIVITY

Each group will receive a stack of cards. Students will shuffle the cards and randomly choose one, read, and as a group discuss.

**Personal Narrative:** Each group member can share a connection they have made. Through each group member sharing their ideas, the other group members may get an idea on what they can write about.

**Realistic Fiction:** The group members can brainstorm different ideas on what a story could be about.

## Brainstorming - INDIVIDUAL OR SMALL GROUPS

When brainstorming their new writing topic, I would display one of the Narrative Graphic Organizer or the narrative writing mountain visual on the board or on a smart board for the class to see. I have several options depending on your students, class, or grade level. This is great for differentiation.

**Personal Narrative:** After the discussion, each group members can choose a topic and write a narrative journal entry. The narrative graphic organizer can give them some guidelines. Once the class is back together, offer some of the class to share what they wrote.

### **Brainstorm (continued):**

Realistic Fiction: In groups, the students can fill out one of the narrative organizers or the narrative mountain to outline the story. Then, each member can use the organizer and write their own journal entry. Come back as a small group then whole class to share.

### **Choosing a Topic:**

Display the Narrative writing topics. Model how to choose an idea. Go through a few topics and share examples of what you could write about, but ultimately choosing one and writing you choose it.

Personal Narrative: options of why you choose it - you remember more of the memory, was a happier memory, etc.

Realistic Fiction: Maybe you have a connection to an idea that you could use as a base. Also, you could choose a topic that may be more fun or creative to write about.

### **Prewriting:**

After brainstorming, model the prewriting portion of the writing process. First, demonstrate completing a narrative writing organizer. I would start out with the narrative mountain visual. During the pre-writing part of the writing process, I would have students stick to words or phrases. Model writing only enough information to be able to draft a story. Go through each step to give students a good example of how much information to write. You may find it beneficial to provide students with additional organizers to plan out their story further.

You can allow students to complete this activity in small groups, partners, or individually.

### **Rough Draft:**

Before sending students off to draft, start the rough draft portion of the writing process by modeling writing a rough draft. Demonstrate using the narrative writing mountain graphic organizer you used during pre-writing to write a rough draft on paper or word processing document. Make sure to model how this is a draft and not to worry about editing his or her work as they are drafting. You will need the errors to edit when modeling the next step.

Before letting them begin, I would also make a point of reminding the students to not worry about finding errors during this portion of the writing process.

Some students might benefit from using a paragraph graphic organizer as the rough draft. Some students have difficulty with structuring paragraphs.

### **Editing:**

Using the rough draft writing piece you previously wrote, now model editing your work using the self-edit checklist. I added extra lines for you to add a few of your own expectations.

After modeling the editing process, send students off to edit individually and/or edit with a partner. Require partners to provide a positive comment as well as feedback on edits or suggestions on how to improve their writing.

### **Final Draft:**

You can choose to have the students type out or write their final draft on the final copy paper included



**Celebration:**

My favorite part of the writing process!!! Allow the students an opportunity to share their story. Try to make this a fun experience. If you have a smart board, you can display a fire and have a fireside chat! There are many options on YouTube. If it's nice outside, you could have a writing celebration outside, picnic style! If you have a partner or buddy class, the students can read to their buddies!

# Mini Lesson Ideas

Throughout the writing process, it's beneficial for the students to hear mini lessons. Here are some options for narrative writing.

## 5 Senses

Using the five senses can be a great model to use when adding information to your story

- Setting: using the 5 Senses Worksheet students can take the setting of their story and create one. Remember all the details. Use those details to add to the narrative writing piece.
- Character: Instead use the 5 senses worksheet from the perspective of the main character.

## Character Development

Students can use the Character worksheet to explore their character even more. Diving deeper and coming up with a background, especially for Realistic Fiction Writing, can add details to the story. Use some of the events when making the draft stronger.

## Sequence of Events

In order to not confuse the reader, writers need to make sure that their writing pieces has a logical order. The narrative mountain or the events graphic organizer will help students plan this out.



# Mini Lesson Ideas

## Adding Dialogue

Adding dialogue to the characters in your story not only helps move your story along, develop your character as well as add details.

## Strong Conclusion

Having a strong conclusion will help give your readers a good impression. By the end of the story, the writer will need to make sure that all loose ends are tied up and the conflict is resolved. Remember, the conclusion is the last thing your readers will read.

## Adding Details

Details are important in stories to help advance the story as well as help the reader visualize the scene. Details can be descriptive (physical appearance), sensory (five senses), or emotional (characters feelings). The five senses worksheet will be helpful in brainstorming ideas. Remember, show, don't tell.

## Attention Getters

The first thing the reader reads will help hook the reader to continue the story. Possible openings can be: questions, imagery, dialogue, surprising statements, or emotional connections.

## Paragraph Changes

For some students, it's challenging to know when to begin a new paragraph. I created a visual for your students. Change a paragraph when: new speaker, change of scene, or time change.

Name: \_\_\_\_\_

# Personal Narrative Writing Ideas

A favorite memory

A tough decision

Holiday

A time you got hurt

Vacation

A fun week end

Sports team

A time you helped someone

Your pet

When you won

Life lesson

A new skill

A time you got in trouble

Birthday

A favorite school memory

A fun time with friends

A summer memory

First day of school

# Personal Narrative

Think about ....

When you had a favorite memory. What happened? Who was there? Why is it a favorite memory?

Think about ....

A time when you had a tough decision? What did you decide? Why was it tough to decide? Was anyone else involved?

Think about ....

A holiday. What holiday was it? Who was there? How did you celebrate? Why is the holiday important to you?

Think about ....

A time when you got hurt. Where were you? Who was with you? How hurt were you? How did you get better?

Think about ....

When you went on a vacation. Where did you go? What did you do? Who did you go with? What was your favorite part?

Think about ....

A fun weekend. Who were you with? What did you do? What was amazing about this weekend?

# Personal Narrative

Think about ....

A sports team. Could be team you are on. A team you cheer for. A team a friend or family member is on.

Think about ....

A time you helped someone. Who did you help? How did you help? Was it easy or hard? How did it make you feel?

Think about ....

Your pet. What kind of pet(s) do you have? When did you get your pet(s)?

Think about ....

You won something you are proud of? Was it buy yourself? Were you on a team? With a partner? What did you do? What did you win?

Think about ....

You learned a life lesson. What was the lesson? How did you learn this lesson? Did anyone help?

Think about ....

A time you learned a new skill? What skill did you learn? Did someone help you? How did you feel when you accomplished this?

# Personal Narrative

Think about ....

A time you got in trouble. What did you get in trouble for? Did you get a consequence? What did you learn?

Think about ....

A past birthday. How old did you turn? What did you do on your birthday? How did you celebrate?

Think about ....

A favorite school memory. How old were you? What grade were you in? What happened? Why is it your favorite?

Think about ....

A fun time you had with friends. What were you doing? Who were you with? Why was this memory so fun?

Think about ....

A summer memory. What is a favorite memory from over the summer? Who were you with? What did you do?


Think about ....

A first day of school. How did you feel on the first day? What did you do? What were you looking forward to?



Name: \_\_\_\_\_

# Personal Narrative Writing Organizer



Name: \_\_\_\_\_

# Realistic Fiction

## Narrative Writing Ideas

Discovering a secret room

Friendship

Vacation

Overcoming a challenge

School

Family

Birthday

Holiday

Favorite Hobby

Hurt

Got lost

Getting on an airplane

Pet

New school

Going to the doctor

A fun weekend

Learning a new skill

Getting in trouble



# Realistic Fiction Narrative

**Write about ....**

Characters discover a secret room. What did they find? What did they do when they got into the room?

**Write about ....**

Friendship. What happened between two friends? What was something fun that happened? What was something the friends learned?

**Write about ....**

A time when the characters went on vacation. Where did they go? What happened on the vacation?

**Write about ....**

A time when characters overcame a challenge? What was the challenge? How did they overcome the obstacle? Did anyone help?

**Write about ....**

When something happened at school. How old/what grade was the character? Did the character learn something?

**Write about ....**

A character's family. How many family members? Names? Ages? Tell about something that happened in the family.

# Realistic Fiction Narrative

**Write about ....**

A birthday. How old did the character turn? What did they do on the birthday? How did they celebrate?

**Write about ....**

A holiday. What holiday is the character celebrating? How did he or she celebrate?

**Write about ....**

A character's favorite hobby. What hobby is his or her favorite? How did they learn the hobby?

**Write about ....**

A time when a character got hurt. How old was he or she? How did the character get hurt? Was anyone with the character?

**Write about ....**

A time when a character got lost. Where was the character? Was the character with someone else? How did they get lost?

**Write about ....**

A character went on an air plane for the first time. Where was the character going? Did they enjoy the plane ride?

# Realistic Fiction Narrative

**Write about ....**

A character getting a new pet. What pet did they have? Did the character already have a pet? How did they prepare?

**Write about ....**

A character going to a new school. Why did they change schools? Tell about the first day.

**Write about ....**

A character going to the doctor. Why he or she go to the doctor? Sick? Yearly check up? What happened?

**Write about ....**

A character having a fun weekend. Who was there? What happened? Why was this weekend amazing?

**Write about ....**

A character learning a new skill. What skill did the character learn? Did someone help the character?

**Write about ....**

A character getting in trouble. What did the character get in trouble for? Was there a consequence? What did they learn?

## Realistic Fiction Narrative Journal Response

---

---

---

---

---

---

---

---

---

---

## Realistic Fiction Narrative Journal Response

---

---

---

---

---

---

---


---

---

---

Name: \_\_\_\_\_

# Realistic Fiction Narrative Writing Organizer



Name: \_\_\_\_\_

# Narrative Organizer

Characters:




Setting: Time & Place




Problem:



Attempts to solve the problem:



Solution:



Name: \_\_\_\_\_

# Narrative Organizer

Characters:


Setting: Time & Place

Events:

Name: \_\_\_\_\_

# Narrative Organizer

Characters:




Setting: Time & Place




Beginning:



Middle:




End:






2




3




1



4



5



previews

Name: \_\_\_\_\_

# Narrative Organizer

Characters:

Four horizontal lines for writing characters.

Setting: Time & Place

Four horizontal lines for writing setting.

Problem:

Two horizontal lines for writing the problem.

Attempts to solve the problem:

Four horizontal lines for writing attempts to solve the problem.

Solution:

Two horizontal lines for writing the solution.

Name: \_\_\_\_\_

# Narrative Organizer

Characters:

\_\_\_\_\_

\_\_\_\_\_

\_\_\_\_\_

Setting: Time & Place

\_\_\_\_\_

\_\_\_\_\_

\_\_\_\_\_

Events:

\_\_\_\_\_

\_\_\_\_\_

\_\_\_\_\_

\_\_\_\_\_

\_\_\_\_\_

\_\_\_\_\_

\_\_\_\_\_

\_\_\_\_\_

Name: \_\_\_\_\_

# Narrative Organizer

Characters:

\_\_\_\_\_

\_\_\_\_\_

\_\_\_\_\_

Setting: Time & Place

\_\_\_\_\_

\_\_\_\_\_

\_\_\_\_\_

Beginning:

\_\_\_\_\_

\_\_\_\_\_

\_\_\_\_\_

Middle:

\_\_\_\_\_

\_\_\_\_\_

\_\_\_\_\_

End:

\_\_\_\_\_

\_\_\_\_\_

\_\_\_\_\_

2

Lined writing area for step 2.

3

Lined writing area for step 3.

1

Lined writing area for step 1.

4

Lined writing area for step 4.

5

Lined writing area for step 5.

Preview

Name: \_\_\_\_\_

# Five Senses

Topic:

See

Smell

Hear

Touch

Taste

# Transition Word Bank

## Start

First of all	In the beginning
One day	In the first place
One example	To begin with
To start	

## End

As a result	At last
At the end	Finally
In all	In conclusion
In short	In the end
Last	Last of all
Lastly	So you can see
Therefore	To sum it up
To summarize	

## Alike

Also	At the same time
Meanwhile	Similarly

## Different

Although	Besides
But	However
Nevertheless	On the other hand
Regardless	Still
Though	Yet

## Continue

A while later	Afterward
Again	Another example
Also	Another reason
Before long	In addition
Later	Later on
Next	Second
The next day	Then

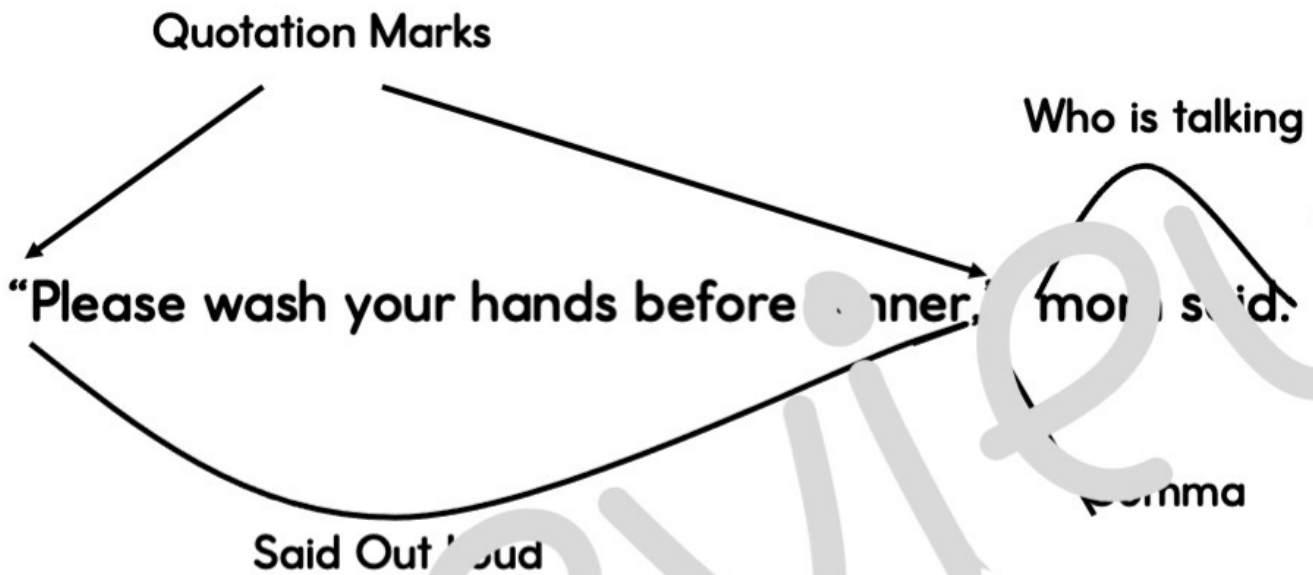
# New Paragraph

Writers need to begin a new paragraph when

- ❖ A new character enters
- ❖ A new character starts speaking
- ❖ Change topics
- ❖ Change of setting
- ❖ A new event
- ❖ Time change



# Quotations



Quotation Marks: Are put before and after what is said out loud

Comma: Between who said it and what is said

## Examples:

Regan replied, "I would love to go!"

"I'm not sure," Tom says, "I have to ask my mom."

"When is it time to go?" asked Maggie.

Mia exclaimed, "I'm so excited!"


# Other Words for Said

add	admit	agree
argue	ask	beg
blurt	call	chant
cheer	command	complain
cry	explain	giggle
growl	grumble	inquire
insist	joke	lie
moan	murmur	mutter
order	reply	roar
says	scold	scream
sniffle	sob	squeak
whine	whisper	wonder
yell		

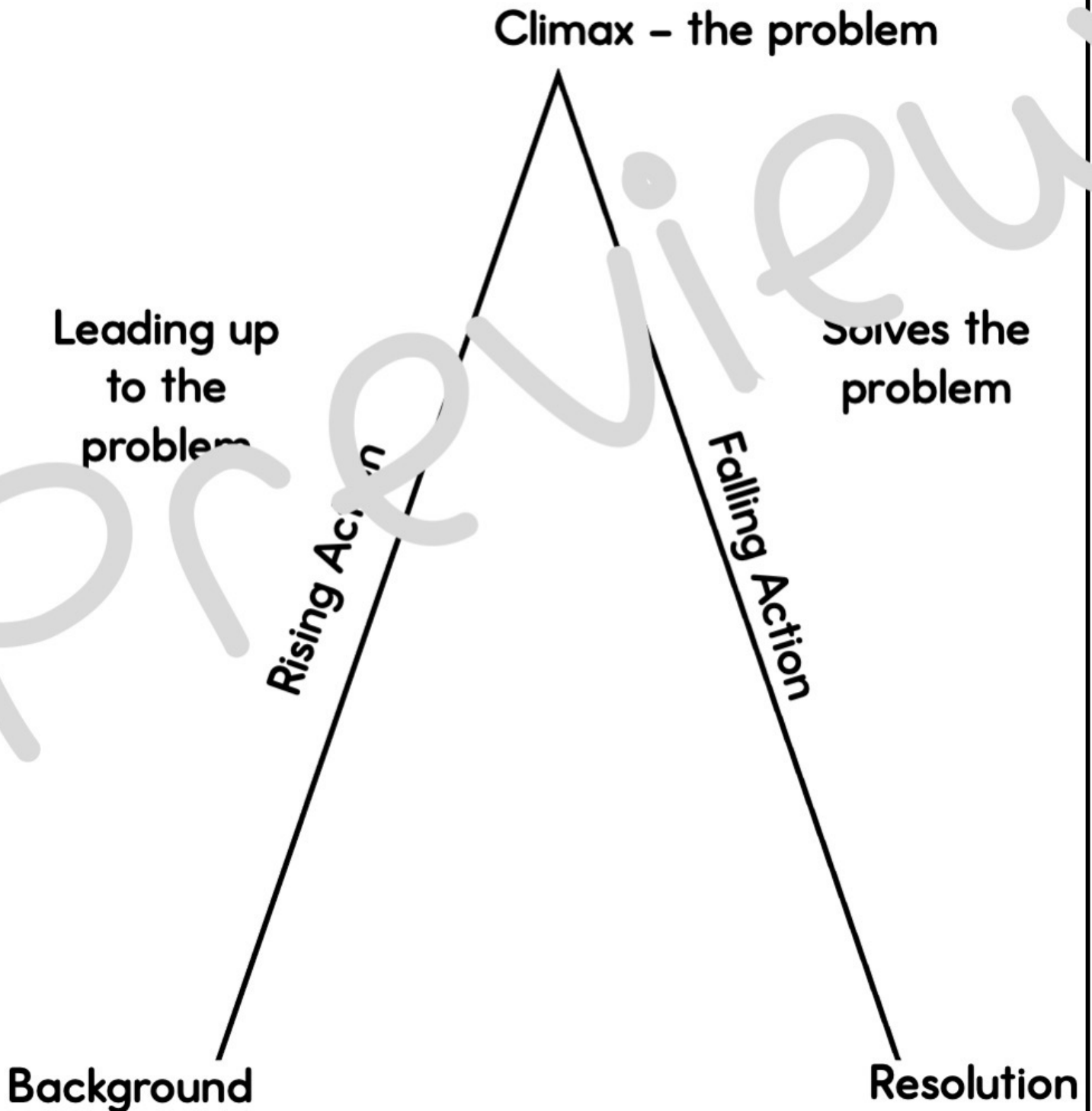
Name: \_\_\_\_\_

# Character: \_\_\_\_\_

<b>Likes</b>	<b>Dislikes</b>
<b>Family</b>	<b>Friends</b>
<b>Strengths</b>	<b>Weaknesses</b>
<b>Traits</b>	<b>Hobbies</b>



# Narrative Writing





# Self-Edit Checklist

## Content:

- My writing shows a clear beginning, middle, and end
- Sentences make sense.
- I have used descriptive words to show what characters are thinking and feeling.
- I have included dialogue.

## Mechanics:

- Capitals: beginning of sentences and proper nouns
- Punctuation marks are used correctly

## Word Choice:

- Did I use transition words?
- Did I start sentences with a different word?
- Did I start sentences with "because" or "and"?

# Self-Edit Checklist

## Content:

- My writing shows a clear beginning, middle, and end
- Sentences make sense.
- I have used descriptive words to show what characters are thinking and feeling.
- I have included dialogue.

## Mechanics:

- Capitals: beginning of sentences and proper nouns
- Punctuation marks are used correctly

## Word Choice:

- Did I use transition words?
- Did I start sentences with a different word?
- Did I start sentences with "because" or "and"?

# Self-Edit Checklist

- Does each sentence make sense?
- Capitalization: beginning of the sentences and proper nouns
- Check for correct punctuation
- Misspelled Words: circle all words you think are misspelled
- Misspelled Words: sound out unknown words and/or use spell check
- Did I use variety in my sentences?
- \_\_\_\_\_
- \_\_\_\_\_

# Self-Edit Checklist

- Does each sentence make sense?
- Capitalization: beginning of the sentences and proper nouns
- Check for correct punctuation
- Misspelled Words: circle all words you think are misspelled
- Misspelled Words: sound out unknown words and/or use spell check
- Did I use variety in my sentences?
- \_\_\_\_\_
- \_\_\_\_\_

Preview



Preview

# Personal Narrative Writing Ideas

A favorite memory

A tough decision

Holiday

A time you got hurt

Vacation

A fun weekend

Sports team

A time you helped someone

A tough decision

When you won

Life lesson

A time you got in trouble

Birthday

A favorite school memory

# Personal Narrative

Think about ....

When you had a favorite memory. What happened? Who was there? Why is it a favorite memory?

Think about ....

A time when you had a tough decision? What did you decide? Why was it tough to decide? Was anyone else involved?

Think about ....

A holiday. What holiday was it? Who was there? How did you celebrate? Why is this holiday important to you?

Think about ....

A time when you got hurt. Where were you? Who was with you? How hurt were you? How did you get better?

Think about ....

When you went on a vacation. Where did you go? What did you do? Who did you go with? What was your favorite part?

Think about ....

A fun weekend. Who were you with? What did you do? What was amazing about this weekend?

# Personal Narrative

Think about ....

A sports team. Could be team you are on. A team you cheer for. A team a friend or family member is on.

Think about ....

Your pet. What kind of pet(s) do you have? When did you get your pet(s)?

Think about ....

You learned a life lesson. What was the lesson? How did you learn this lesson? Did anyone help?

Think about ....

A time you helped someone. Who did you help? How did you help? Was it easy or hard? How did it make you feel?

Think about ....

You won something you are proud of? Was it buy yourself? Were you on a team? With a partner? What did you do? What did you win?

Think about ....

A time you learned a new skill? What skill did you learn? Did someone help you? How did you feel when you accomplished this?

# Personal Narrative

Think about ....

A time you got in trouble. What did you get in trouble for? Did you get a consequence? What did you learn?

Think about ....

A favorite school memory. How old were you? What grade were you in? What happened? Why is it your favorite?

Think about ....

A summer memory. What is a favorite memory from over the summer? Who were you with? What did you do?

Think about ....

A past birthday. How old did you turn? What did you do on your birthday? How did you celebrate?

Think about ....

A fun time you had with friends. What were you doing? Who were you with? Why was this memory so fun?

Think about ....

A first day of school. How did you feel on the first day? What did you do? What were you looking forward to?

# Personal Narrative Journal Response

---

---

---

---

---

---

---

---

---

---

# Personal Narrative Journal Response

---

---

---

---

---

---

---


---

---

---

Name: \_\_\_\_\_

# Personal Narrative Writing Organizer





# Realistic Fiction

## Narrative Writing Ideas

You discover a secret room

Friendship

Vacation

Overcoming a challenge

School

Family

Birthday

Holiday

Favorite Hobby

Hurt

Got lost

Getting on an airplane

Pet

New school

Going to the doctor



# Realistic Fiction Narrative

**Write about ....**

Characters discover a secret room. What did they find? What did they do when they got into the room?

**Write about ....**

A time when the characters went on vacation. Where did they go? What happened on the vacation?

**Write about ....**

When something happened at school. How old/what grade was the character? Did the character learn something?

**Write about ....**

Friendship. What happened between two friends? What was something fun that happened? What was something the friends learned?

**Write about ....**

A time when characters overcame a challenge? What was the challenge? How did they overcome the obstacle? Did anyone help?

**Write about ....**

A character's family. How many family members? Names? Ages? Tell about something that happened in the family.

# Realistic Fiction Narrative

**Write about ....**

A birthday. How old did the character turn? What did they do on the birthday? How did they celebrate?

**Write about ....**

A character's favorite hobby. What hobby is his or her favorite? How did they learn the hobby?

**Write about ....**

A time when a character got lost. Where was the character? Was the character with someone else? How did they get lost?

**Write about ....**

A holiday. What holiday is the character celebrating? How did he or she celebrate?

**Write about ....**

A time when a character got hurt. How old was he or she? How did the character get hurt? Was anyone with the character?

**Write about ....**

A character went on an air plane for the first time. Where was the character going? Did they enjoy the plane ride?

# Realistic Fiction Narrative

**Write about ....**

A character getting a new pet. What pet did they have? Did the character already have a pet? How did they prepare?

**Write about ....**

A character going to a new school. Why did the change schools? Tell about the first day.

**Write about ....**

A character going to the doctor. Why in or when go to the doctor? Hurt? Sick? Well check up? What happened?

**Write about ....**

A character having a fun weekend. Who was there? What happened? Why was this weekend amazing?

**Write about ....**

A character learning a new skill. What skill did the character learn? Did someone help the character?


**Write about ....**

A character getting in trouble. What did the character get in trouble for? Was there a consequence? What did they learn?



Name: \_\_\_\_\_

# Fictional Narrative Writing Organizer



Name: \_\_\_\_\_

# Narrative Organizer

Characters:



Setting: Time & Place



Problem:



Attempts to Solve the problem:



Solution:



Name: \_\_\_\_\_

# Narrative Organizer

Characters:

Setting: Time & Place

Events:

Name: \_\_\_\_\_

# Narrative Organizer

Characters:



Setting: Time & Place



Beginning:



Middle:




End:






2




3




1



4



5



Name: \_\_\_\_\_

# Fiction Organizer

**Characters:**

\_\_\_\_\_

\_\_\_\_\_

\_\_\_\_\_

\_\_\_\_\_

**Setting: Time & Place**

\_\_\_\_\_

\_\_\_\_\_

\_\_\_\_\_

\_\_\_\_\_

**Problem:**

\_\_\_\_\_

\_\_\_\_\_

\_\_\_\_\_

**Attempts to Solve the problem:**

\_\_\_\_\_

\_\_\_\_\_

\_\_\_\_\_

\_\_\_\_\_

**Solution:**

\_\_\_\_\_

\_\_\_\_\_

Name: \_\_\_\_\_

# Fiction Organizer

Characters:


Setting: Time & Place


Events:





Name: \_\_\_\_\_

# Fiction Organizer

**Characters:**

\_\_\_\_\_

\_\_\_\_\_

\_\_\_\_\_

**Setting: Time & Place**

\_\_\_\_\_

\_\_\_\_\_

\_\_\_\_\_

**Beginning:**

\_\_\_\_\_

\_\_\_\_\_

\_\_\_\_\_

**Middle:**

\_\_\_\_\_

\_\_\_\_\_

\_\_\_\_\_

**End:**

\_\_\_\_\_

\_\_\_\_\_

\_\_\_\_\_

2

Four horizontal lines for writing.

3

Four horizontal lines for writing.

1

Three horizontal lines for writing.

4

Four horizontal lines for writing.

5

Four horizontal lines for writing.

Name: \_\_\_\_\_

# Five Senses

Topic:

See

Smell

Hear

Touch

Taste

# Transition Word Bank

## Start

First of all      In the beginning  
One day          In the first place  
One example      To begin with  
To start

## End

As a result      At last  
At the end      Finally  
In all            In conclusion  
In short          In the end  
Last              Last of all  
Last but not least      So you can see  
Therefore        To sum it up  
To summarize

## Alike

Also              At the same time  
In the same way      Similarly

## Different

Although          Besides  
But                However  
Nevertheless      On the other hand  
Regardless       Still  
Though            Yet

## Continue

A while later      Afterward  
Again              Another example  
Also                Another reason  
Before long        In addition  
Later                Later on  
Next                Second  
The next day      Then

# New Paragraph

Writers need to begin a new paragraph when

- ❖ A new character enters
- ❖ A new character is speaking
- ❖ Change topics
- ❖ Change of setting
- ❖ A new event
- ❖ Time change



# Quotations

Quotation Marks

Who is talking

"Please wash your hands before dinner," mom said.

Said Out Loud

Comma

Quotation Marks: Always before and after what is said out loud

Comma: Between who said it and what is said

Examples:

Regan replied, "I would love to go!"

"I'm not sure," Tom says, "I have to ask my mom."

"When is it time to go?" asked Maggie.

Mia exclaimed, "I'm so excited!"

# Other Words for Said

add	admit	agree
argue	ask	beg
blurt	call	chant
cheer	command	complain
cry	explain	giggle
growl	grumble	inquire
insist	joke	lie
mean	murmur	mutter
order	reply	roar
says	scold	scream
sniffle	sob	squeak
whine	whisper	wonder
yell		

Name: \_\_\_\_\_

# Character: \_\_\_\_\_

Likes	Dislikes
Family	Friends
Strengths	Weaknesses
Traits	Hobbies



# Self-Edit Checklist

## Content:

- My writing shows a clear beginning, middle, and end
- Sentences make sense.
- I have used descriptive words to show what characters are thinking and feeling.
- I have included dialogue.

## Mechanics:

- Capitals: beginning of sentences and proper nouns
- Punctuation marks are used correctly

## Word Choice:

- Did I use transition words?
- Did I start sentences with a different word?
- Did I start sentences with "because" or "and"?

# Self-Edit Checklist

## Content:

- My writing shows a clear beginning, middle, and end
- Sentences make sense.
- I have used descriptive words to show what characters are thinking and feeling.
- I have included dialogue.

## Mechanics:

- Capitals: beginning of sentences and proper nouns
- Punctuation marks are used correctly

## Word Choice:

- Did I use transition words?
- Did I start sentences with a different word?
- Did I start sentences with "because" or "and"?


# Self-Edit Checklist

- Does each sentence make sense?
- Capitalization: beginning of the sentences and proper nouns
- Check for correct punctuation
- Misspelled Words: circle all words you think are misspelled
- Misspelled Words: sound out unknown words and/or use spell check
- Did I use variety in my sentences?
- \_\_\_\_\_
- \_\_\_\_\_

# Self-Edit Checklist

- Does each sentence make sense?
- Capitalization: beginning of the sentences and proper nouns
- Check for correct punctuation
- Misspelled Words: circle all words you think are misspelled
- Misspelled Words: sound out unknown words and/or use spell check
- Did I use variety in my sentences?
- \_\_\_\_\_
- \_\_\_\_\_








# Check These Out!

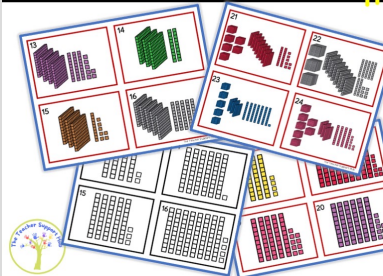
## Opinion Writing



Lesson Plan Outline, Graphic Organizers, and pre-writing activities!

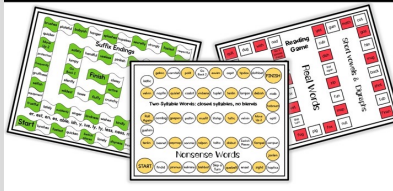
## Base Ten Blocks

**BUNDLE**




## Reading Game Boards

**BUNDLE**



CVC, Welded Sounds, Exceptions, Schwa, Multi-syllabic, 3 sound blends, v-e, Closed & Open Syllables, Suffixes

## Reading Middle Vowel Sound



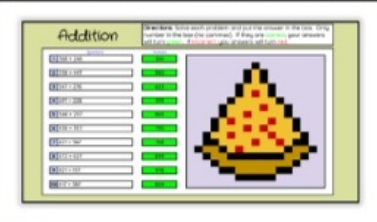
Circle in the Middle Vowel Sound in a CVC Word

## Back To School BINGO Choice Board



All About Me, word searches, mindful coloring, & MORE

## Digital Pixel Art Addition & Subtraction



Addition and Subtraction with Regrouping with Answers within 1,000

### CUSTOMER TIPS:

Don't Forget you get **FREE** credit to use on future purchases:

- After you login, go to your My Purchases page. Beside each purchase, you'll see a Provide Feedback button. Simply click it, and you will be taken to a page where you can give a quick rating and leave a short comment for the product. Each time you give feedback, TPT gives you feedback credits to lower the cost of your future purchases. I value your feedback greatly as it helps me determine which products are most valuable for your classroom to create more for you.

# Thank You

Thank you for purchasing this product. Please leave a review on Teachers Pay Teachers at the link below. Check out my TPT store for more fun products! Feel free to provide feedback at [TheTeacherTub.Lisa@gmail.com](mailto:TheTeacherTub.Lisa@gmail.com)

## Follow Me:

Website: [TheTeacherSupportTub.com](http://TheTeacherSupportTub.com)

TPT: [The Teacher Support Tub](https://www.teacherspayteachers.com/store/TheTeacherSupportTub) – Please Leave a Review!

Instagram: [TeacherSupportTub](https://www.instagram.com/TeacherSupportTub)

Facebook: [@theteachersupporttub](https://www.facebook.com/theteachersupporttub)

Pinterest: [The Teacher Support Tub](https://www.pinterest.com/TheTeacherSupportTub)

Suggestions on this product or future products?  
I would love to hear from you! [Click here](#)

# TERMS OF USE

Thank you for your purchase! By purchasing this resource, you are agreeing that the contents are the property of The Teacher Support Hub and licensed to you only for classroom / personal use as a single user. I retain the copyright, and reserve all rights to this product. Please remember to leave feedback so you will earn TPT Credits, which may be applied to your future purchases. FOLLOW ME ON TPT – The Teacher Support Hub.

## YOU MAY:

- Use free and purchased items for your own classroom students, or your own personal use.
- Reference this product in blog posts, at seminars, professional development, workshops, or other such venues, **ONLY** if both credit is given to myself as the author, and a link back to my TPT store is included in the presentation.
- Purchase licenses at a great discount for other teachers to use this resource.

## YOU MAY NOT:

- Claim this work as your own, alter the files in any way, or remove copyright / watermarks.
- Sell the files or combine them into another unit for sale / free.
- Post this document for sale / free elsewhere on the internet (this includes Google Doc links on blogs).
- Making copies of purchased items to share with others is strictly forbidden and is a violation of the TOU / law.

Thank you for abiding by universally accepted codes of professional ethics while using this product. If you encounter an issue with your file, notice an error, or are in any way experiencing a problem, please contact me and I will be more than happy to help sort it out. You can message me at [TheTeacherHub.Lisa@gmail.com](mailto:TheTeacherHub.Lisa@gmail.com)

**THANK YOU!**

**The Teacher Support Hub**

**THANK YOU TO THESE CLIPART & FONT ARTISTS:**



# Thank You

Graphic and Fonts:



The Creative Mermaid