

Plan a St. Patrick's Party



The Teacher Support Hub

Thank you for purchasing my product. This is a fantastic St. Patrick's Day activity that reviews addition, subtraction, multiplication, budgeting, and letter writing in the end. There are two options: one with whole numbers and another with decimals (prices). In both sets, students will be able to choose items, make sure it fits in their budget, doesn't go over budget, and there is enough for each student in their class.

This Activity is perfect for:

- Whole group math activity
- General Education classroom activity in small groups, partners, or individual
- Small Group Intervention Group
- The two sets allow for differentiation within a classroom or small groups.
- A great way to take data on students applying math skills to a performance event.

This activity 75 pages includes the following in color and black & white printable pages:

- Directions pages
- Party Supplies Order
- Order forms for food/drinks/paper products and activities as well as a totals page
- Menu with prices for cookies, donuts, drinks, paper products, party supplies and activities in whole numbers and decimals.
- Totals pages

Lesson Guide

Pre-Planning:

Before introducing this activity to students, I suggest creating a packet with the following:

- Celebrate St. Patrick's Day info chart
- Plan Total Order Form
- Food, Drink, and Paper Products Order form
- Activity Order form
- Luck of the Irish Bakery Menus (donuts and cookies)
- St. Patrick's Day Drinks
- Paper Products
- Party Supplies
- Decorate a Cookie Activity
- Decorate a Hat Activity
- Catch a Leprechaun Activity
- Letter to your teacher

* Another option is to put all the price menu's in one packet, and the info pages and order forms in another packet. This would make it easier for the students to flip between pages and complete the math.

Introduction

Introduce this activity by either displaying the Celebrate St. Patrick's Day to the class or hand out packets for each student. Go over all the details and the to do list. I would suggest instruction the students they are able to choose mullites from the choices list. For example, 2 food items, 2 activities, etc. I included a separate pages to accommodate your needs: blank class number, class of 22 students, unlimited budgets, small, budget, or large budges.

For a class of 22 students, when ordering one of every thing (drink food, paper product, party supply, and activity) the prices range is \$161 - \$381. The range for the decimal prices ranges from about \$190.34-\$365.76 for a class of 22 students. I included the totals on most items for a class of 22. However, I did not include if students choose to have different activities for the entire class (half Decorate a Hat and half Catch a Leprechaun). Ultimately, there are so many options for students to choose from.

Make a Plan:

Demonstrate to the students how to decide on either a food, drink, paper product, party supply, and/or activity, the amount needed, filling out the form, and transferring the information to the Plan Your Order form. There is a lot of planning involved, especially if you have a budget. Where do you want to put more money and where should you spend less money? What choices might students prefer?

Work Time:

There are many ways to use this activity:

- Individual: Each student receives a packet and is able to plan individually. Students may or may not be allowed to work in groups.
- Partners/Small Groups: Divide the class into groups of 2-4 students. Each group receives their own packet. I would separate the order forms and menus. Students will have to discuss and compromise. Great for social skills integration!
- Monthly Math Project: Have students keep this in their math folder if they finish their assignments early. Students can work on this throughout the month.

Presentations: Allow students or groups the option to present their party and choices to the class. I think it's interesting to see what students choose and why. You can even have the class vote on their favorite!

Happy Planning!

Name: _____

Celebrate St. Patrick's Day

It is your job to plan what your class will do to celebrate St. Patrick's Day! You will have a lot of options. At the end, you will need to write a letter to your teacher on why you made your choices and use your plan.

Important Information:

- There are 22 people in your class
- Order enough for each student.
- You must make at least 2 choices from the list below:
 - food/drinks
 - drinks
 - party supplies
 - activities
- Food/Drinks:
 - Every student needs a plate, napkin, and utensils to go with the food item.
 - If you order food you must order drinks to go with it.
 - You will need to order cups to go with the drinks.
- Activities:
 - If you choose a food activity, you will need an extra plate, napkin, and knife for each student.
 - If you choose a craft activity, you will need to order an extra plate and a glue for each student.
- You are allowed choose a variety of foods, drinks, and activities. Not everyone has to complete the same activity. However, you must have one for each student!
- Your total Budget is \$150
- You do not get to keep the extra money. It will get donated to your classroom library for more BOOKS!

Name: _____

Celebrate St. Patrick's Day

It is your job to plan what your class will do to celebrate St. Patrick's Day! You will have a lot of options. At the end, you will need to write a letter to your teacher on why you made your choices and use your plan.

Important Information:

- There are 22 people in your class
- Order enough for each student.
- You must make at least 2 choices from the list below:
 - food/drinks
 - drinks
 - party supplies
 - activities
- Food/Drinks:
 - Every student needs a plate, napkin, and utensils to go with the food item.
 - If you order food you must order drinks to go with it.
 - You will need to order cups to go with the drinks.
- Activities:
 - If you choose a food activity, you will need an extra plate, napkin, and knife for each student.
 - If you choose a craft activity, you will need to order an extra plate and a glue for each student.
- You are allowed choose a variety of foods, drinks, and activities. Not everyone has to complete the same activity. However, you must have one for each student!
- Your total Budget is \$275
- You do not get to keep the extra money. It will get donated to your classroom library for more BOOKS!

Name: _____

Celebrate St. Patrick's Day

It is your job to plan what your class will do to celebrate St. Patrick's Day! You will have a lot of options. At the end, you will need to write a letter to your teacher on why you made your choices and use your plan.

Important Information:

- There are 22 people in your class
- Order enough for each student.
- You must make at least 2 choices from the list below:
 - food/drinks
 - drinks
 - party supplies
 - activities
- Food/Drinks:
 - Every student needs a plate, napkin, and utensils to go with the food item.
 - If you order food you must order drinks to go with it.
 - You will need to order cups to go with the drinks.
- Activities:
 - If you choose a food activity, you will need an extra plate, napkin, and knife for each student.
 - If you choose a craft activity, you will need to order an extra plate and a glue for each student.
- You are allowed choose a variety of foods, drinks, and activities. Not everyone has to complete the same activity. However, you must have one for each student!
- Your total Budget is \$400
- You do not get to keep the extra money. It will get donated to your classroom library for more BOOKS!

Name: _____

Celebrate St. Patrick's Day

It is your job to plan what your class will do to celebrate St. Patrick's Day! You will have a lot of options. At the end, you will need to write a letter to your teacher on why you made your choices and use your plan.

Important Information:

- There are _____ people in your class
- Order enough for each student.
- You must make at least 2 choices from the list below:
 - food/drinks
 - drinks
 - party supplies
 - activities
- Food/Drinks:
 - Every student needs a plate, napkin, and utensils to go with the food item.
 - If you order food you must order drinks to go with it.
 - You will need to order cups to go with the drinks.
- Activities:
 - If you choose a food activity, you will need an extra plate, napkin, and knife for each student.
 - If you choose a craft activity, you will need to order an extra plate and a glue for each student.
- You are allowed choose a variety of foods, drinks, and activities. Not everyone has to complete the same activity. However, you must have one for each student!
- Your total Budget is \$ _____
- You do not get to keep the extra money. It will get donated to your classroom library for more BOOKS!

Name: _____

Celebrate St. Patrick's Day

It is your job to plan what your class will do to celebrate St. Patrick's Day! You will have a lot of options. At the end, you will need to write a letter to your teacher on why you made your choices and use your plan.

Important Information:

- There are 22 people in your class
- Order enough for each student.
- You must make at least 2 choices from the list below:
 - food/drinks
 - drinks
 - party supplies
 - activities
- Food/Drinks:
 - Every student needs a plate, napkin, and utensils to go with the food item.
 - If you order food you must order drinks to go with it.
 - You will need to order cups to go with the drinks.
- Activities:
 - If you choose a food activity, you will need an extra plate, napkin, and knife for each student.
 - If you choose a craft activity, you will need to order an extra plate and a glue for each student.
- You are allowed choose a variety of foods, drinks, and activities. Not everyone has to complete the same activity. However, you must have one for each student!

Name: _____

St. Patrick's Day Afternoon Plan Total

Name	Price	Quantity per Unit	Total Units purchased	Total Price
Food, Drink, & paper Products Total				
Activity Totals				
Total Afternoon Cost:				

Work Space:

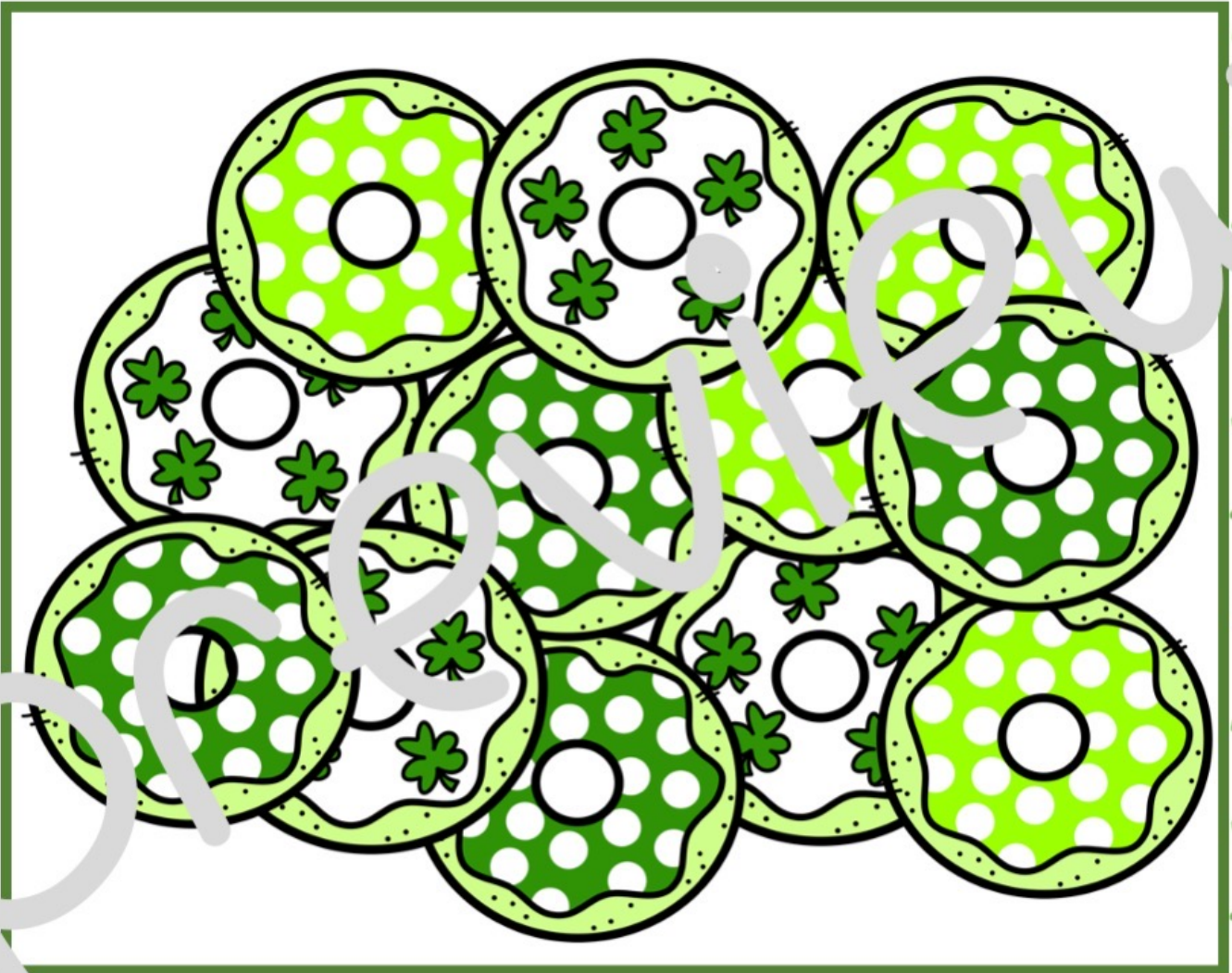
Name: _____

Food, Drink, and Paper Products Order Form

Name of Item	Price	Quantity per Unit	Total Units purchased	Total Price
Food, drink, & paper Products Total				

Word Space:

Luck of the Irish Bakery



Donuts
12 for \$12



Donuts
6 for \$7

Luck of the Irish Bakery



Plain Sugar
Cookies
10 for \$3

Frosted Sugar
Cookies
10 for \$4



Frosted with
Sprinkles Sugar
Cookies
10 for \$6

St. Patrick's Day Drinks



Hot
Chocolat
e

Small: \$2
Medium: \$3
Large: \$4



Lucky
Leprechaun
(mint)

Small: \$4
Medium: \$5
Large: \$6



Pear
Smoothie

Small: \$3
Medium: \$4
Large: \$5



Ice Cream
Float
(lime sherbet &
vanilla)

Small: \$4
Medium: \$5
Large: \$6

Paper Products

Cups

100 Green cups \$8
100 White cups \$8
100 Orange cups \$8

Plates

30 Green Plates \$7
30 White Plates \$7
30 Orange Plates \$7

Napkins

25 Green Napkins \$5
25 White Napkins \$5
25 Orange Napkins \$5

Utensils

48 White forks \$3
48 White knife \$3
50 White forks, spoons, cups
and knives \$14

Party Supplies Set

This set includes 25 plates,
napkins, cups and utensils in
one color.

Green \$30
White \$30

Party Supplies



St. Patrick's Day
Pencils
24 for \$9

Shamrock Hats
for \$14



St. Patrick's Day
Hats
6 for \$14

Decorate a Cookie Activity

In this cookie activity students will decorate their own cookie and be able to eat it or take it home afterwards. Each student will get a kit that includes one cupcake, cup of icing, and sprinkles. You will need to order an extra plate, napkin, and plastic knife for each student.



Decorate a Shamrock
Sugar Cookie

\$29 for 12 kits

Decorate a Hat
Sugar Cookie

\$29 for 12 kits



Decorate a Hat

Activity

In this activity, students will decorate their own St. Patrick's Day hat to wear and take home. Each kit will come with supplies for students to decorate their own hat for St. Patrick's Day. You will need to order craft glue for this activity. Every 2 students can share 1 glue bottle.



Decorate a Green St. Patrick's Hat!


\$2 to make 6 hats

Comes with a set of 6
green hats and Shamrock
cut outs of different sizes.

Decorate a Black St. Patrick's Hat!

\$21 to make 6 hats

Comes with a set of 6
green hats and Shamrock
cut outs of different sizes.



Craft Glue: \$15 for 18 Glue Sticks

Catch a Leprechaun Activity

In this activity, students will use the provided supplies to build their own leprechaun trap. Each set includes boxes, yarn, construction paper, plastic coins, craft sticks, and stickers. You will need to order craft glue and tape for the activity. Every 2 students can share 1 glue bottle and tape.



Tape: \$10 for 6 rolls of tape

Craft Glue: \$15 for 18 Glue Sticks

Name: _____

Celebrate St. Patrick's Day

It is your job to plan what your class will do to celebrate St. Patrick's Day! You will have a lot of options. At the end, you will need to write a letter to your teacher on why you made your choices and use your plan.

Important Information:

- There are 22 people in your class
- Order enough for each student.
- You must make at least 2 choices from the list below:
 - food/drinks
 - drinks
 - party supplies
 - activities
- Food/Drinks:
 - Every student needs a plate, napkin, and utensils to go with the food item.
 - If you order food you must order drinks to go with it.
 - You will need to order cups to go with the drinks.
- Activities:
 - If you choose a food activity, you will need an extra plate, napkin, and knife for each student.
 - If you choose a craft activity, you will need to order an extra plate and a glue for each student.
- You are allowed choose a variety of foods, drinks, and activities. Not everyone has to complete the same activity. However, you must have one for each student!
- Your total Budget is \$150
- You do not get to keep the extra money. It will get donated to your classroom library for more BOOKS!

Name: _____

Celebrate St. Patrick's Day

It is your job to plan what your class will do to celebrate St. Patrick's Day! You will have a lot of options. At the end, you will need to write a letter to your teacher on why you made your choices and use your plan.

Important Information:

- There are 22 people in your class
- Order enough for each student.
- You must make at least 2 choices from the list below:
 - food/drinks
 - drinks
 - party supplies
 - activities
- Food/Drinks:
 - Every student needs a plate, napkin, and utensils to go with the food item.
 - If you order food you must order drinks to go with it.
 - You will need to order cups to go with the drinks.
- Activities:
 - If you choose a food activity, you will need an extra plate, napkin, and knife for each student.
 - If you choose a craft activity, you will need to order an extra plate and a glue for each student.
- You are allowed choose a variety of foods, drinks, and activities. Not everyone has to complete the same activity. However, you must have one for each student!
- Your total Budget is \$275
- You do not get to keep the extra money. It will get donated to your classroom library for more BOOKS!

Name: _____

Celebrate St. Patrick's Day

It is your job to plan what your class will do to celebrate St. Patrick's Day! You will have a lot of options. At the end, you will need to write a letter to your teacher on why you made your choices and use your plan.

Important Information:

- There are 22 people in your class
- Order enough for each student.
- You must make at least 2 choices from the list below:
 - food/drinks
 - drinks
 - party supplies
 - activities
- Food/Drinks:
 - Every student needs a plate, napkin, and utensils to go with the food item.
 - If you order food you must order drinks to go with it.
 - You will need to order cups to go with the drinks.
- Activities:
 - If you choose a food activity, you will need an extra plate, napkin, and knife for each student.
 - If you choose a craft activity, you will need to order an extra plate and a glue for each student.
- You are allowed choose a variety of foods, drinks, and activities. Not everyone has to complete the same activity. However, you must have one for each student!
- Your total Budget is \$400
- You do not get to keep the extra money. It will get donated to your classroom library for more BOOKS!

Name: _____

Celebrate St. Patrick's Day

It is your job to plan what your class will do to celebrate St. Patrick's Day! You will have a lot of options. At the end, you will need to write a letter to your teacher on why you made your choices and use your plan.

Important Information:

- There are _____ people in your class
- Order enough for each student.
- You must make at least 2 choices from the list below:
 - food/drinks
 - drinks
 - party supplies
 - activities
- Food/Drinks:
 - Every student needs a plate, napkin, and utensils to go with the food item.
 - If you order food you must order drinks to go with it.
 - You will need to order cups to go with the drinks.
- Activities:
 - If you choose a food activity, you will need an extra plate, napkin, and knife for each student.
 - If you choose a craft activity, you will need to order an extra plate and a glue for each student.
- You are allowed choose a variety of foods, drinks, and activities. Not everyone has to complete the same activity. However, you must have one for each student!
- Your total Budget is \$ _____
- You do not get to keep the extra money. It will get donated to your classroom library for more BOOKS!

Name: _____

St. Patrick's Day Afternoon Plan Total

Name	Price	Quantity per Unit	Total Units purchased	Total Price
Food, Drink, & paper Products Total				
Activity Totals				
Total Afternoon Cost:				

Work Space:


Name: _____

Food, Drink, and Paper Products Order Form

Name of Item	Price	Quantity per Unit	Total Units purchased	Total Price
Food, Drink, & paper Products Total				

Work Space:

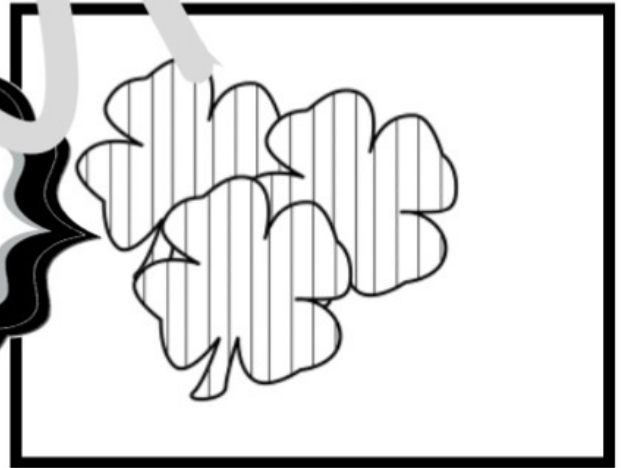
Luck of the Irish Bakery



Plain Sugar
Cookies
10 for \$3

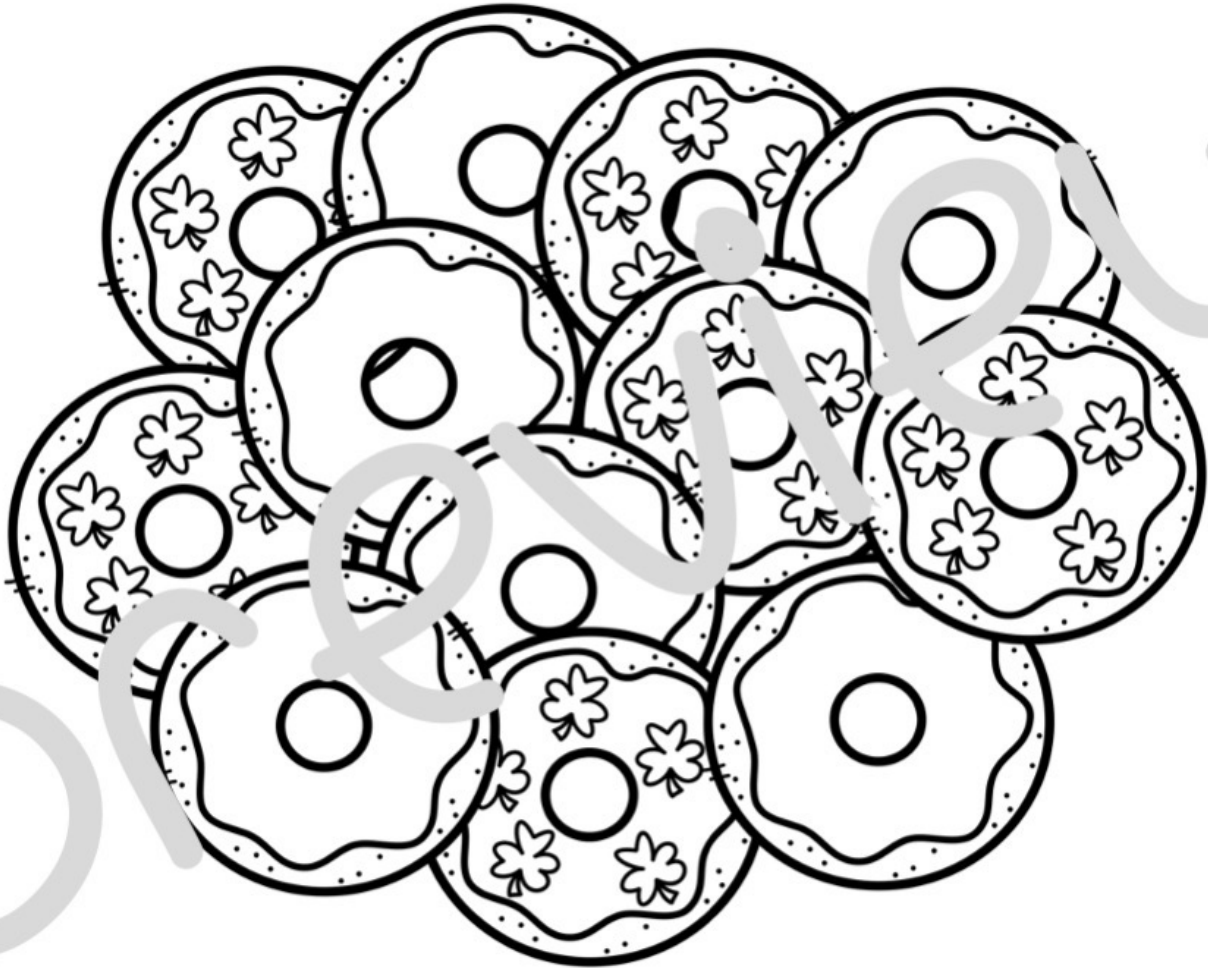


Frosted Sugar
Cookies
10 for \$4



Frosted with
Sprinkles Sugar
Cookies
10 for \$6


Valentine's Donut Shop



Donuts
12 for \$12

Donuts
6 for \$7

St. Patrick's Day Drinks




**Hot
Chocolate**

Small: \$2
Medium: \$3
Large: \$4




**Lucky
Leprechaun
(mint)**

Small: \$4
Medium: \$5
Large: \$6



**Pear
Smoothie**

Small: \$3
Medium: \$4
Large: \$5



**Ice Cream
Float**
(lime sherbet &
vanilla)

Small: \$4
Medium: \$5
Large: \$6

Paper Products

Cups

100 Green cups \$8
100 White cups \$8
100 Orange cups \$8

Plates

30 Green Plates \$7
30 White Plates \$7
30 Orange Plates \$7

Napkins

25 Green Napkins \$5
25 White Napkins \$5
25 Orange Napkins \$5

Utensils

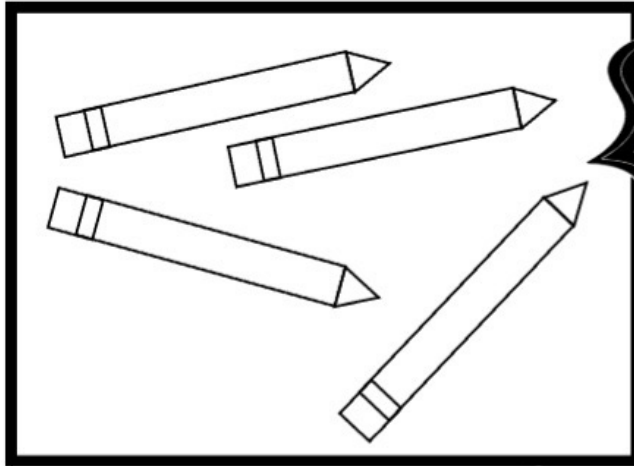
48 White forks \$3
48 White knife \$3
50 White forks, spoons, cups
and knives \$14

Party Supplies Set

This set includes 25 plates,
napkins, cups and utensils in
one color.


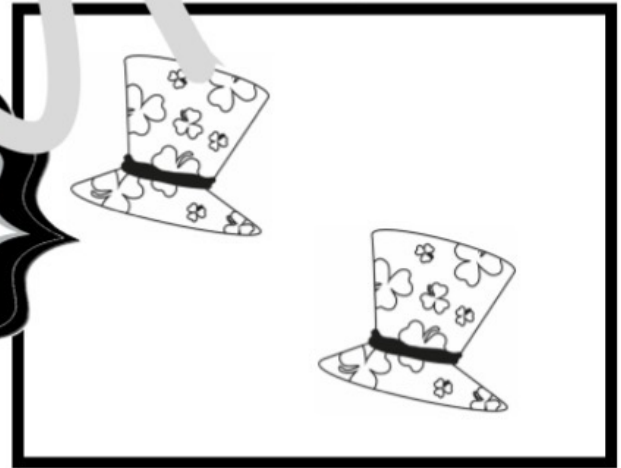
Green \$30
White \$30

Party Supplies



St. Patrick's Day
Pencils
24 for \$9

St. Patrick's Day
Hats
for \$14




St. Patrick's Day
Hats
6 for \$14

Decorate a Hat

Activity

In this activity, students will decorate their own St. Patrick's Day hat to wear and take home. Each kit will come with supplies for students to decorate their own hat for St. Patrick's Day. You will need to order craft glue for this activity. Every 2 students can share 1 glue bottle.



Decorate a Green St. Patrick's Hat!


\$21 to make 6 hats

Comes with a set of 6
green hats and Shamrock
cut outs of different sizes.

Decorate a Black St. Patrick's Hat!

\$21 to make 6 hats

Comes with a set of 6
green hats and Shamrock
cut outs of different sizes.



Craft Glue: \$15 for 18 Glue Sticks

Decorate a Cookie Activity

In this cookie activity students will decorate their own cookie and be able to eat it or take it home afterwards. Each student will get a kit that includes one cupcake, cup of icing, and sprinkles. You will need to order an extra plate, napkin, and plastic knife for each student.




Decorate a Shamrock
Sugar Cookie

\$29 for 12 kits


Decorate a Hat
Sugar Cookie

\$29 for 12 kits



Catch a Leprechaun Activity

In this activity, students will use the provided supplies to build their own leprechaun trap. Each set includes boxes, yarn, construction paper, plastic coins, craft sticks, and stickers. You will need to order craft glue and tape for this activity. Every 2 students can share 1 glue bottle and tape.



Trap a Leprechaun Kit

\$18 to make
4 traps

Tape: \$10 for 6 rolls of tape

Craft Glue: \$15 for 18 Glue Sticks

Name: _____

Celebrate St. Patrick's Day

It is your job to plan what your class will do to celebrate St. Patrick's Day! You will have a lot of options. At the end, you will need to write a letter to your teacher on why you made your choices and use your plan.

Important Information:

- There are 22 people in your class
- Order enough for each student.
- You must make at least 2 choices from the list below:
 - food/drinks
 - drinks
 - party supplies
 - activities
- Food/Drinks:
 - Every student needs a plate, napkin, and utensils to go with the food item.
 - If you order food you must order drinks to go with it.
 - You will need to order cups to go with the drinks.
- Activities:
 - If you choose a food activity, you will need an extra plate, napkin, and knife for each student.
 - If you choose a craft activity, you will need to order an extra plate and a glue for each student.
- You are allowed choose a variety of foods, drinks, and activities. Not everyone has to complete the same activity. However, you must have one for each student!
- Your total Budget is \$150
- You do not get to keep the extra money. It will get donated to your classroom library for more BOOKS!

Name: _____

Celebrate St. Patrick's Day

It is your job to plan what your class will do to celebrate St. Patrick's Day! You will have a lot of options. At the end, you will need to write a letter to your teacher on why you made your choices and use your plan.

Important Information:

- There are 22 people in your class
- Order enough for each student.
- You must make at least 2 choices from the list below:
 - food/drinks
 - drinks
 - party supplies
 - activities
- Food/Drinks:
 - Every student needs a plate, napkin, and utensils to go with the food item.
 - If you order food you must order drinks to go with it.
 - You will need to order cups to go with the drinks.
- Activities:
 - If you choose a food activity, you will need an extra plate, napkin, and knife for each student.
 - If you choose a craft activity, you will need to order an extra plate and a glue for each student.
- You are allowed choose a variety of foods, drinks, and activities. Not everyone has to complete the same activity. However, you must have one for each student!
- Your total Budget is \$275
- You do not get to keep the extra money. It will get donated to your classroom library for more BOOKS!

Name: _____

Celebrate St. Patrick's Day

It is your job to plan what your class will do to celebrate St. Patrick's Day! You will have a lot of options. At the end, you will need to write a letter to your teacher on why you made your choices and use your plan.

Important Information:

- There are 22 people in your class
- Order enough for each student.
- You must make at least 2 choices from the list below:
 - food/drinks
 - drinks
 - party supplies
 - activities
- Food/Drinks:
 - Every student needs a plate, napkin, and utensils to go with the food item.
 - If you order food you must order drinks to go with it.
 - You will need to order cups to go with the drinks.
- Activities:
 - If you choose a food activity, you will need an extra plate, napkin, and knife for each student.
 - If you choose a craft activity, you will need to order an extra plate and a glue for each student.
- You are allowed choose a variety of foods, drinks, and activities. Not everyone has to complete the same activity. However, you must have one for each student!
- Your total Budget is \$400
- You do not get to keep the extra money. It will get donated to your classroom library for more BOOKS!

Name: _____

Celebrate St. Patrick's Day

It is your job to plan what your class will do to celebrate St. Patrick's Day! You will have a lot of options. At the end, you will need to write a letter to your teacher on why you made your choices and use your plan.

Important Information:

- There are _____ people in your class
- Order enough for each student.
- You must make at least 2 choices from the list below:
 - food/drinks
 - drinks
 - party supplies
 - activities
- Food/Drinks:
 - Every student needs a plate, napkin, and utensils to go with the food item.
 - If you order food you must order drinks to go with it.
 - You will need to order cups to go with the drinks.
- Activities:
 - If you choose a food activity, you will need an extra plate, napkin, and knife for each student.
 - If you choose a craft activity, you will need to order an extra plate and a glue for each student.
- You are allowed choose a variety of foods, drinks, and activities. Not everyone has to complete the same activity. However, you must have one for each student!
- Your total Budget is \$ _____
- You do not get to keep the extra money. It will get donated to your classroom library for more BOOKS!

Name: _____

St. Patrick's Day Afternoon Plan Total

Name	Price	Quantity per Unit	Total Units purchased	Total Price
Food, Drink, & paper Products Total				
Activity Totals				
Total Afternoon Cost:				

Work Space:

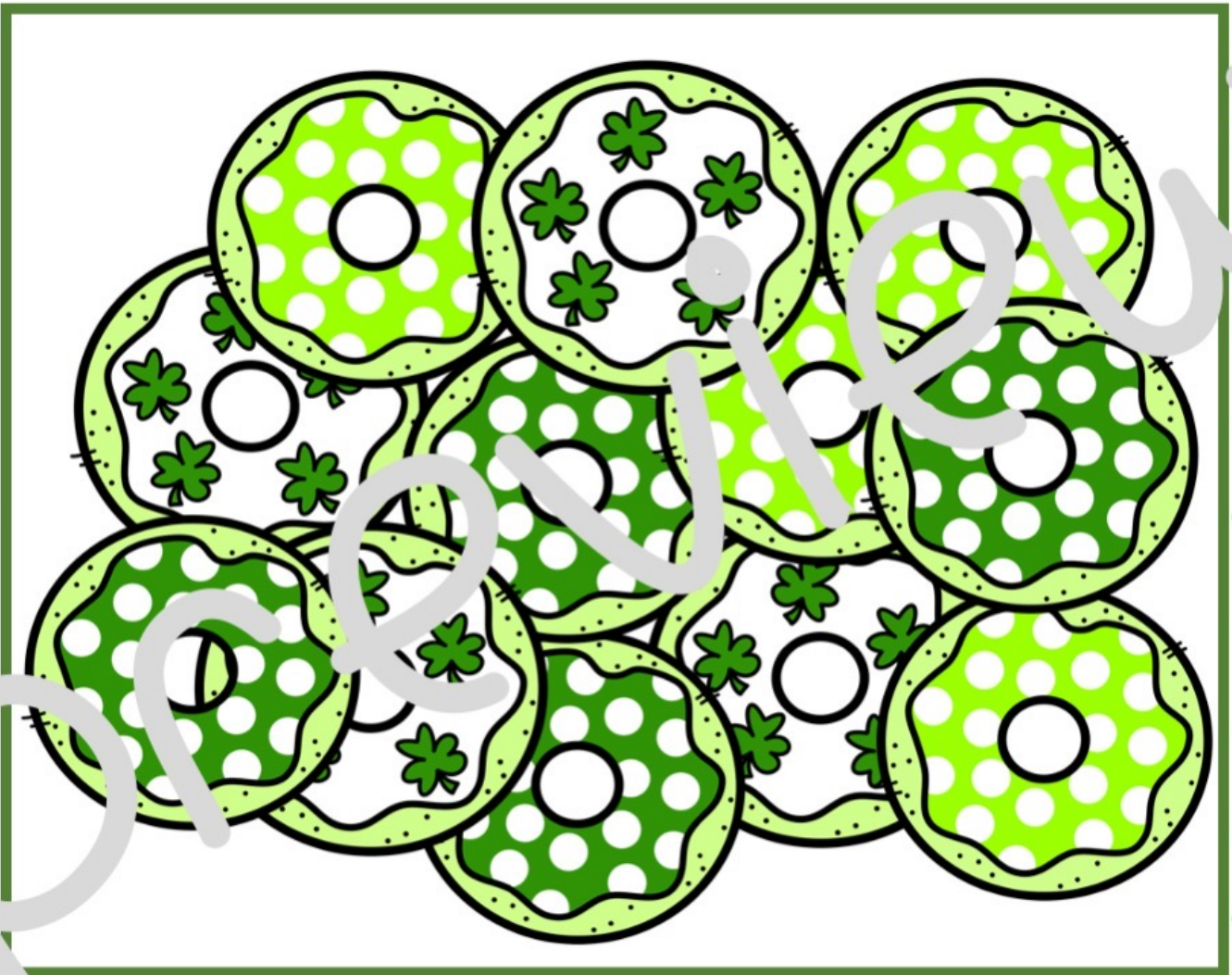
Name: _____

Food, Drink, and Paper Products Order Form

Name of Item	Price	Quantity per Unit	Total Units purchased	Total Price
Food, drink, & paper Products Total				

Word Space:

Luck O'Irish Bakery



Donuts
12 for \$8.49


Donuts
6 for \$4.99

Luck O'Irish Bakery



Plain Sugar
Cookies
10 for \$2.99

Frosted Sugar
Cookies
10 for \$2.99



Frosted with Sprinkles
Sugar Cookies
10 for 4.99

St. Patrick's Day Drinks



Hot
Chocolat
e

Small: \$2.95
Medium:
\$3.25
Large: \$4.45



Lucky
Leprechaun
(mint)

Small: \$3.75
Medium: \$3.95
Large: \$4.95



Fruit
Smoothie

Small: \$3.50
Medium:
\$3.75
Large: \$3.95



Ice Cream
Float
(lime sherbet
& vanilla)

Small: \$3.75
Medium: \$3.95
Large: \$4.95

Paper Products

Cups

100 Green cups \$7.99
100 White cups \$7.99
100 Orange cups \$7.99

Plates

40 Green Napkins \$6.23
40 White Napkins \$6.23
40 Orange Napkins \$6.23

Napkins

40 Green Napkins \$9.49
40 White Napkins \$9.49
40 Orange Napkins \$9.49

Utensils

48 White forks \$2.69
48 White knife \$2.69
50 White forks, spoons, cups
and knives \$13.99

Party Supplies Set

This set includes 25 plates,
napkins, cups and utensils in
one color.

Green \$31.99
White \$31.99

Party Supplies



St. Patrick's Day
Pencils
24 for \$8.99

Samrock Hats
6 for \$14.99



St. Patrick's Day
Hats
6 for \$14.99

Catch a Leprechaun Activity

In this activity, students will use the provided supplies to build their own leprechaun trap. Each set includes boxes, yarn, construction paper, plastic coins, craft sticks, and stickers. You will need to order craft glue and tape for this activity. Every 2 students can share 1 glue bottle and tape.



Tape: \$10.88 for 6 rolls of tape

Craft Glue: \$15.13 for 18 Glue Sticks

Decorate a Hat

Activity

In this activity, students will decorate their own St. Patrick's Day hat to wear and take home. Each kit will come with supplies for students to decorate their own hat for St. Patrick's Day. You will need to order craft glue for this activity. Every 2 students can share 1 glue bottle.



Decorate a Green St. Patrick's Hat!

\$21.44 to make 6 hats

Comes with a set of 6 green hats and Shamrock cut outs of different sizes.

Decorate a Black St. Patrick's Hat!

\$21.44 to make 6 hats

Comes with a set of 6 green hats and Shamrock cut outs of different sizes.



Craft Glue: \$15.13 for 18 Glue Sticks

Decorate a Cookie Activity

In this cookie activity students will decorate their own cookie and be able to eat it or take it home afterwards. Each student will get a kit that includes one cupcake, cup of icing, and sprinkles. You will need to order an extra plate, napkin, and plastic knife for each student.



Decorate a Shamrock
Sugar Cookie

\$29.99 for 12 kits

Decorate a Hat
Sugar Cookie

\$ 29.99 for 12 kits



Letter to Your Teacher

Directions: Now that you have planned the afternoon full of fun for your class, it's time to tell your teacher what you chose and why your teacher should pick your plan.

Dear _____,

Lined area for writing the letter content.

Letter to Your Teacher

Directions: Now that you have planned the afternoon full of fun for your class, it's time to tell your teacher what you chose and why your teacher should pick your plan.

Dear _____ ,

Name: _____

Celebrate St. Patrick's Day

It is your job to plan what your class will do to celebrate St. Patrick's Day! You will have a lot of options. At the end, you will need to write a letter to your teacher on why you made your choices and use your plan.

Important Information:

- There are 22 people in your class
- Order enough for each student.
- You must make at least 2 choices from the list below:
 - food/drinks
 - drinks
 - party supplies
 - activities
- Food/Drinks:
 - Every student needs a plate, napkin, and utensils to go with the food item.
 - If you order food you must order drinks to go with it.
 - You will need to order cups to go with the drinks.
- Activities:
 - If you choose a food activity, you will need an extra plate, napkin, and knife for each student.
 - If you choose a craft activity, you will need to order an extra plate and a glue for each student.
- You are allowed choose a variety of foods, drinks, and activities. Not everyone has to complete the same activity. However, you must have one for each student!
- Your total Budget is \$150
- You do not get to keep the extra money. It will get donated to your classroom library for more BOOKS!

Name: _____

Celebrate St. Patrick's Day

It is your job to plan what your class will do to celebrate St. Patrick's Day! You will have a lot of options. At the end, you will need to write a letter to your teacher on why you made your choices and use your plan.

Important Information:

- There are 22 people in your class
- Order enough for each student.
- You must make at least 2 choices from the list below:
 - food/drinks
 - drinks
 - party supplies
 - activities
- Food/Drinks:
 - Every student needs a plate, napkin, and utensils to go with the food item.
 - If you order food you must order drinks to go with it.
 - You will need to order cups to go with the drinks.
- Activities:
 - If you choose a food activity, you will need an extra plate, napkin, and knife for each student.
 - If you choose a craft activity, you will need to order an extra plate and a glue for each student.
- You are allowed choose a variety of foods, drinks, and activities. Not everyone has to complete the same activity. However, you must have one for each student!
- Your total Budget is \$275
- You do not get to keep the extra money. It will get donated to your classroom library for more BOOKS!

Name: _____

Celebrate St. Patrick's Day

It is your job to plan what your class will do to celebrate St. Patrick's Day! You will have a lot of options. At the end, you will need to write a letter to your teacher on why you made your choices and use your plan.

Important Information:

- There are 22 people in your class
- Order enough for each student.
- You must make at least 2 choices from the list below:
 - food/drinks
 - drinks
 - party supplies
 - activities
- Food/Drinks:
 - Every student needs a plate, napkin, and utensils to go with the food item.
 - If you order food you must order drinks to go with it.
 - You will need to order cups to go with the drinks.
- Activities:
 - If you choose a food activity, you will need an extra plate, napkin, and knife for each student.
 - If you choose a craft activity, you will need to order an extra plate and a glue for each student.
- You are allowed choose a variety of foods, drinks, and activities. Not everyone has to complete the same activity. However, you must have one for each student!
- Your total Budget is \$400
- You do not get to keep the extra money. It will get donated to your classroom library for more BOOKS!

Name: _____

Celebrate St. Patrick's Day

It is your job to plan what your class will do to celebrate St. Patrick's Day! You will have a lot of options. At the end, you will need to write a letter to your teacher on why you made your choices and use your plan.

Important Information:

- There are _____ people in your class
- Order enough for each student.
- You must make at least 2 choices from the list below:
 - food/drinks
 - drinks
 - party supplies
 - activities
- Food/Drinks:
 - Every student needs a plate, napkin, and utensils to go with the food item.
 - If you order food you must order drinks to go with it.
 - You will need to order cups to go with the drinks.
- Activities:
 - If you choose a food activity, you will need an extra plate, napkin, and knife for each student.
 - If you choose a craft activity, you will need to order an extra plate and a glue for each student.
- You are allowed choose a variety of foods, drinks, and activities. Not everyone has to complete the same activity. However, you must have one for each student!
- Your total Budget is \$ _____
- You do not get to keep the extra money. It will get donated to your classroom library for more BOOKS!

Name: _____

St. Patrick's Day Afternoon Plan Total

Name	Price	Quantity per Unit	Total Units purchased	Total Price
Food, Drink, & paper Products Total				
Activity Totals				
Total Afternoon Cost:				

Work Space:

Name: _____

Food, Drink, and Paper Products Order Form

Name of Item	Price	Quantity per Unit	Total Units purchased	Total Price
Food, Drink, & paper Products Total				

Work Space:

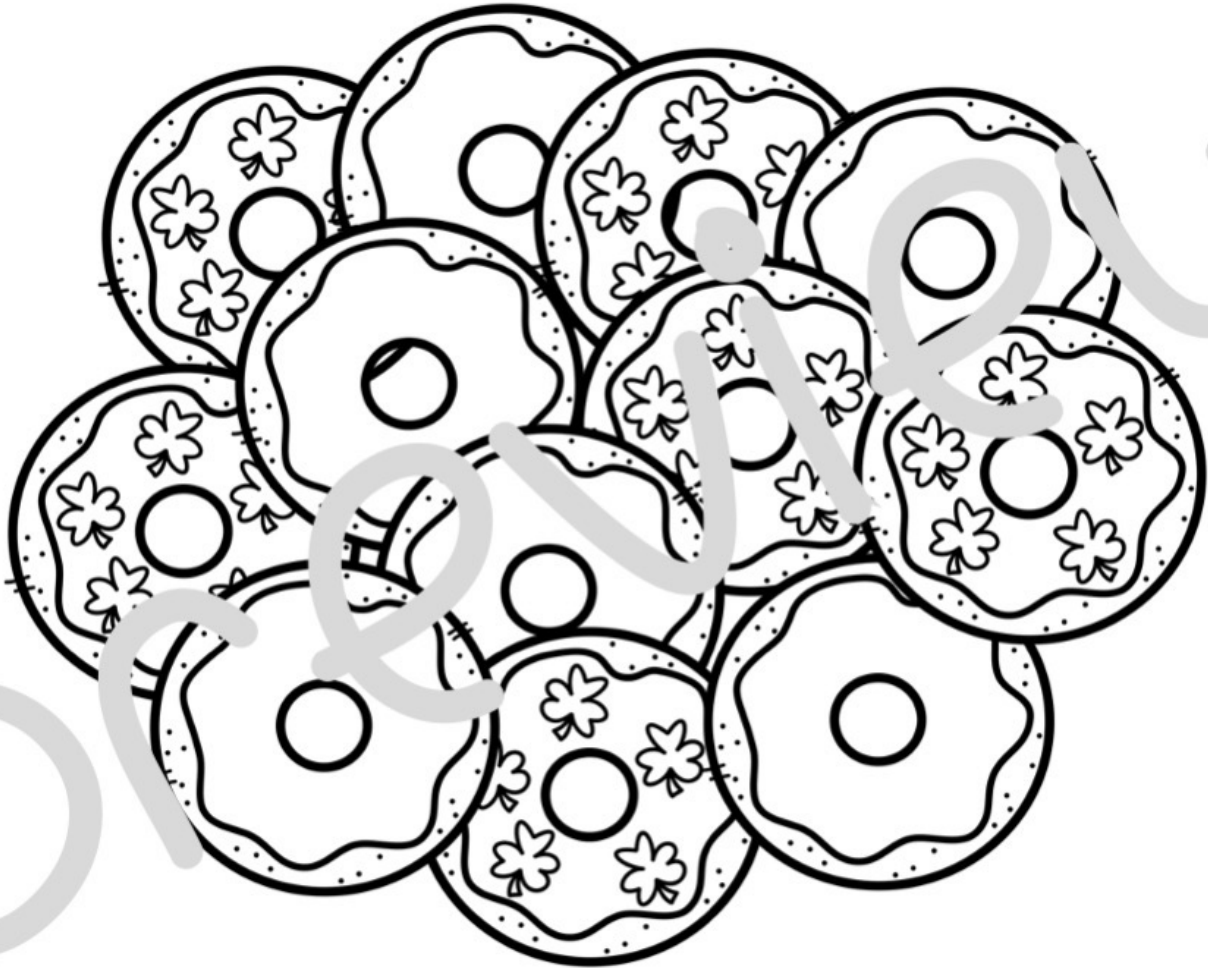
Name: _____

Activity Order Form

Name of Item	Price	Quantity per Unit	Total Units purchased	Total Price
Activity Totals				

Work Space:


Luck O'Irish Bakery



Donuts
12 for \$8.49

Donuts
6 for \$4.99

Luck O'Irish Bakery




Plain Sugar
Cookies
10 for \$2.99

Frosted Sugar
Cookies
10 for \$2.99



Frosted with Sprinkles
Sugar Cookies
10 for 4.99

St. Patrick's Day Drinks




Hot Chocolate

Small: \$2.95
Medium: \$3.25
Large: \$4.45




Lucky Leprechaun (mint)

Small: \$3.75
Medium: \$3.95
Large: \$4.95



Fruit Smoothie

Small: \$3.50
Medium: \$3.75
Large: \$3.95



Ice Cream Float (lime sherbet & vanilla)

Small: \$3.75
Medium: \$3.95
Large: \$4.95

Paper Products

Cups

100 Green cups \$7.99
100 White cups \$7.99
100 Orange cups \$7.99

Plates

40 Green Napkins . . . \$6.23
40 White Napkins . . . \$6.23
40 Orange Napkins . . . \$6.23

Napkins

40 Green Napkins . . . \$9.49
40 White Napkins \$9.49
40 Orange Napkins . . . \$9.49

Utensils

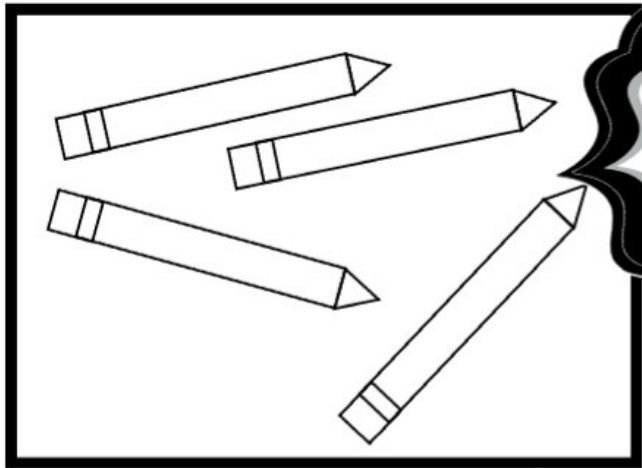
48 White forks \$2.69
48 White knife \$2.69
50 White forks, spoons, cups
and knives \$13.99

Party Supplies Set


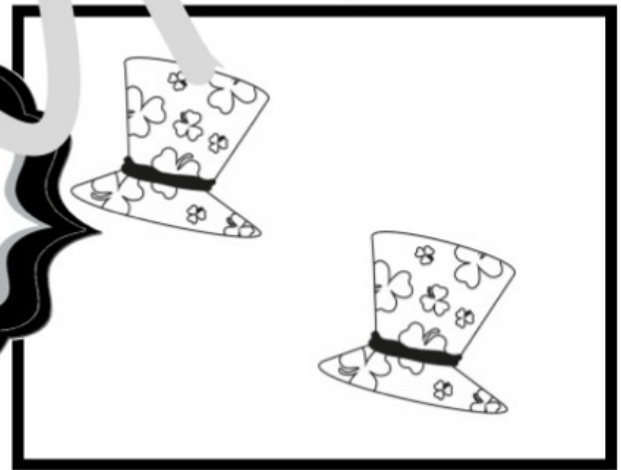
This set includes 25 plates,
napkins, cups and utensils in
one color.

Green \$31.99
White \$31.99

Party Supplies



St. Patrick's Day
Pencils
24 for \$8.99




St. Patrick's Day
Hats
6 for \$14.99

Decorate a Hat

Activity

In this activity, students will decorate their own St. Patrick's Day hat to wear and take home. Each kit will come with supplies for students to decorate their own hat for St. Patrick's Day. You will need to order craft glue for this activity. Every 2 students can share 1 glue bottle.



Decorate a Green St. Patrick's Hat!


\$21.44 to make 6 hats

Comes with a set of 6 green hats and Shamrock cut outs of different sizes.

Decorate a Black St. Patrick's Hat!

\$21.44 to make 6 hats

Comes with a set of 6 green hats and Shamrock cut outs of different sizes.



Craft Glue: \$15.13 for 18 Glue Sticks

Decorate a Cookie Activity

In this cookie activity students will decorate their own cookie and be able to eat it or take it home afterwards. Each student will get a kit that includes one cupcake, cup of icing, and sprinkles. You will need to order an extra plate, napkin, and plastic knife for each student.




Decorate a Shamrock
Sugar Cookie

\$ 29.99 for 12 kits


Decorate a Hat
Sugar Cookie

\$ 29.99 for 12 kits



Catch a Leprechaun Activity

In this activity, students will use the provided supplies to build their own leprechaun trap. Each set includes boxes, yarn, construction paper, plastic coins, craft sticks, and stickers. You will need to order craft glue and tape for this activity. Every 2 students can share 1 glue bottle and tape.



Trap a Leprechaun Kit

\$18.99 to make
4 traps

Tape: \$10.88 for 6 rolls of tape

Craft Glue: \$15.13 for 18 Glue Sticks



Letter to Your Teacher

Directions: Now that you have planned the afternoon full of fun for your class, it's time to tell your teacher what you chose and why your teacher should pick your plan.

Dear _____,

Preview

_____,



Letter to Your Teacher

Directions: Now that you have planned the afternoon full of fun for your class, it's time to tell your teacher what you chose and why your teacher should pick your plan.

Dear _____ ,

Handwriting practice lines for the main body of the letter, consisting of ten sets of solid top and bottom lines with a dashed midline.

Four additional horizontal lines for a signature or address at the bottom right of the page.

Totals

Name of Item	Price	Quantity per Unit	Total Units purchased	Total Price
Donuts (dozen)	\$12	12	2	\$24
Donuts (1/2 dozen)	\$7	6	2	\$14
Donuts (1/2 dozen)	\$7	6	4	\$28
Plain Sugar Cookies	\$3	10	3	\$9
Frost Sugar Cookies	\$4	10	3	\$12
Frost Sugar Cookies with Sprinkles	\$6	10	3	\$18
Hot Chocolate (S)	\$2	1	22	\$44
Hot Chocolate (M)	\$3	1	22	\$66
Hot Chocolate (L)	\$4	1	22	\$88
Lucky Leprechaun (S)	\$4	1	22	\$88
Lucky Leprechaun (M)	\$5	1	22	\$110
Lucky Leprechaun (L)	\$6	1	22	\$132
Pear Smoothie (S)	\$3	1	22	\$66
Pear Smoothie (M)	\$4	1	22	\$88
Pear Smoothie (L)	\$5	1	22	\$110
Ice cream Float (S)	\$4	1	22	\$88
Ice cream Float (M)	\$5	1	22	\$110
Ice cream Float (L)	\$6	1	22	\$132
Shamrock Hats	\$14	6	4	\$56
St. Patrick's Day Hats	\$14	6	4	\$56
Decorate a cookie (Plus extra plate, napkin, and knife)	\$29	12	2	\$73
Decorate a Hat (plus glue bottle)	\$21	6	4	\$99
Catch a Leprechaun (plus tape-2 and glue)	\$18	4	6	\$143

Totals

Name of Item	Price	Quantity per Unit	Total Units purchased	Total Price
Donuts (dozen)	\$8.49	12	2	\$16.98
Donuts (1/2 dozen)	\$4.99	6	2	\$9.98
Donuts (1/2 dozen)	\$4.99	6	4	\$19.96
Plain Sugar Cookies	\$2.99	10	3	\$8.97
Frost Sugar Cookies	\$3.99	10	3	\$11.97
Frost Sugar Cookies with Sprinkles	\$4.99	10	3	\$14.97
Hot Chocolate (S)	\$4.15	1	22	\$97.30
Hot Chocolate (M)	\$3.23	1	22	\$71.50
Hot Chocolate (L)	\$2.95	1	22	\$64.90
Lucky Leprechaun (S)	\$3.75	1	22	\$82.50
Lucky Leprechaun (M)	\$3.95	1	22	\$86.90
Lucky Leprechaun (L)	\$4.95	1	22	\$108.90
Pear Smoothie (S)	\$3.50	1	22	\$77.00
Pear Smoothie (M)	\$3.75	1	22	\$82.50
Pear Smoothie (L)	\$3.95	1	22	\$86.90
Ice cream Float (S)	\$3.75	1	22	\$82.50
Ice cream Float (M)	\$3.95	1	22	\$86.90
Ice cream Float (L)	\$4.95	1	22	\$108.90
Shamrock Hats	\$14.99	6	4	\$59.96
St. Patrick's Day Hats	\$14.99	6	4	\$59.96
Decorate a cookie (Plus extra plate, napkin, and knife)	\$29.99	12	2	\$78.39
Decorate a Hat (plus glue bottle)	\$21.99	6	4	\$103.09
Catch a Leprechaun (plus tape-2 and glue)	\$18.99	4	6	\$150.83

You Might Also Enjoy

Appreciation **BUNDLE**
Cards, letters, Posters

School Staff & Community members

Upper Elementary **Early Finishers**
St. Patrick's Day Packet

Upper Elementary
Lots of St. Patrick's Day

Writing Unit
Creative Writing

Ice Cream Theme!

Reading
Matching Game

Welded Sounds Exceptions
ild, ind, old, & ost

Reading **BUNDLE**
Game Boards

CVC, Welded Sounds, Exceptions,
Schwa, Multi-syllabic, 3 sound blends,
v-e, Closed & Open Syllables, Suffixes

Social Skills
Last Card Game

Students will love working on
social skills with a fun game!



Thank You

Thank you for purchasing this product. Please leave a review on Teachers Pay Teachers at the link below. Check out my TPT store for more fun products! Feel free to provide feedback at TheTeacherTub.Lisa@gmail.com

Follow Me:

Website: TheTeacherSupportTub.com

TPT: [The Teacher Support Tub](https://www.teacherspayteachers.com/store/TheTeacherSupportTub) – Please Leave a Review!

Instagram: [TeacherSupportTub](https://www.instagram.com/TeacherSupportTub)

Facebook: [@theteachersupporttub](https://www.facebook.com/theteachersupporttub)

Pinterest: [The Teacher Support Tub](https://www.pinterest.com/TheTeacherSupportTub)

Suggestions on this product or future products?
I would love to hear from you! [Click here](#)

TERMS OF USE

Thank you for your purchase! By purchasing this resource, you are agreeing that the contents are the property of The Teacher Support Hub and licensed to you only for classroom / personal use as a single user. I retain the copyright, and reserve all rights to this product. Please remember to leave feedback so you will earn TPT Credits, which may be applied to your future purchases. FOLLOW ME ON TPT - The Teacher Support Hub.

YOU MAY:

- Use free and purchased items for your own classroom students, or your own personal use.
- Reference this product in blog posts, at seminars, professional development, workshops, or other such venues, ONLY if both credit is given to myself as the author, and a link back to my TPT store is included in the presentation.
- Purchase licenses at a great discount for other teachers to use this resource.

YOU MAY NOT:

- Claim this work as your own, alter the files in any way, or remove copyright / watermarks.
- Sell the files or combine them into another unit for sale / free.
- Post this document for sale / free elsewhere on the internet (this includes Google Doc links on blogs).
- Making copies of purchased items to share with others is strictly forbidden and is a violation of the TOU / law.

Thank you for abiding by universally accepted codes of professional ethics while using this product. If you encounter an issue with your file, notice an error, or are in any way experiencing a problem, please contact me and I will be more than happy to help sort it out. You can message me at TheTeacherHub.Lisa@gmail.com

THANK YOU!

The Teacher Support Hub

THANK YOU TO THESE CLIPART & FONT



Thank you

Graphic and Fonts:

