

Rain Rain Go Away



The Teacher Support Hub

Lesson Plan Guideline

Group Activity:

1. Plan a Rainy Day: Begin with giving each student that Plan a Rainy Day. I have two options, one with times and one without. First have students brainstorm independently what are some things they could do on a rainy day. Then, put the students in a group to make a list together and plan out the day. You may want to have restrictions so they aren't on electronics all day.
2. It's Raining: print and cut out the "It's Raining" Cards and give to each student group. Have students choose one card and complete the "it's Raining worksheet. There are two options, one with lines at the bottom and the other just a picture. This can be done individually or in a group.

Brainstorming:

Introduce the new writing topic. With your class, brainstorm possible ideas students should write about. I would display the Brainstorming Graphic Organizer on the board or on a smart board for the class to see. You can choose to have the students write this down or use as a class activity that you can display to allow the students to refer to later.









It's Raining

Directions: Choose a card. Pretend it's raining whatever the card says. What does that look like? Write a short story below.

It is raining _____

It's Raining...



Name: _____

Rain Rain Go Away!

Topic Sentence On a bright sunny day, all of the sudden it began to rain.

#1 Describe what the weather outside when it started to rain. What does it look like, sound like, or feel like?

#2: Describe how much it rains. Did it rain a little? A lot? What happened?

#3: What happens after it stopped raining? What happened to the ground, sky, roads, or grass?

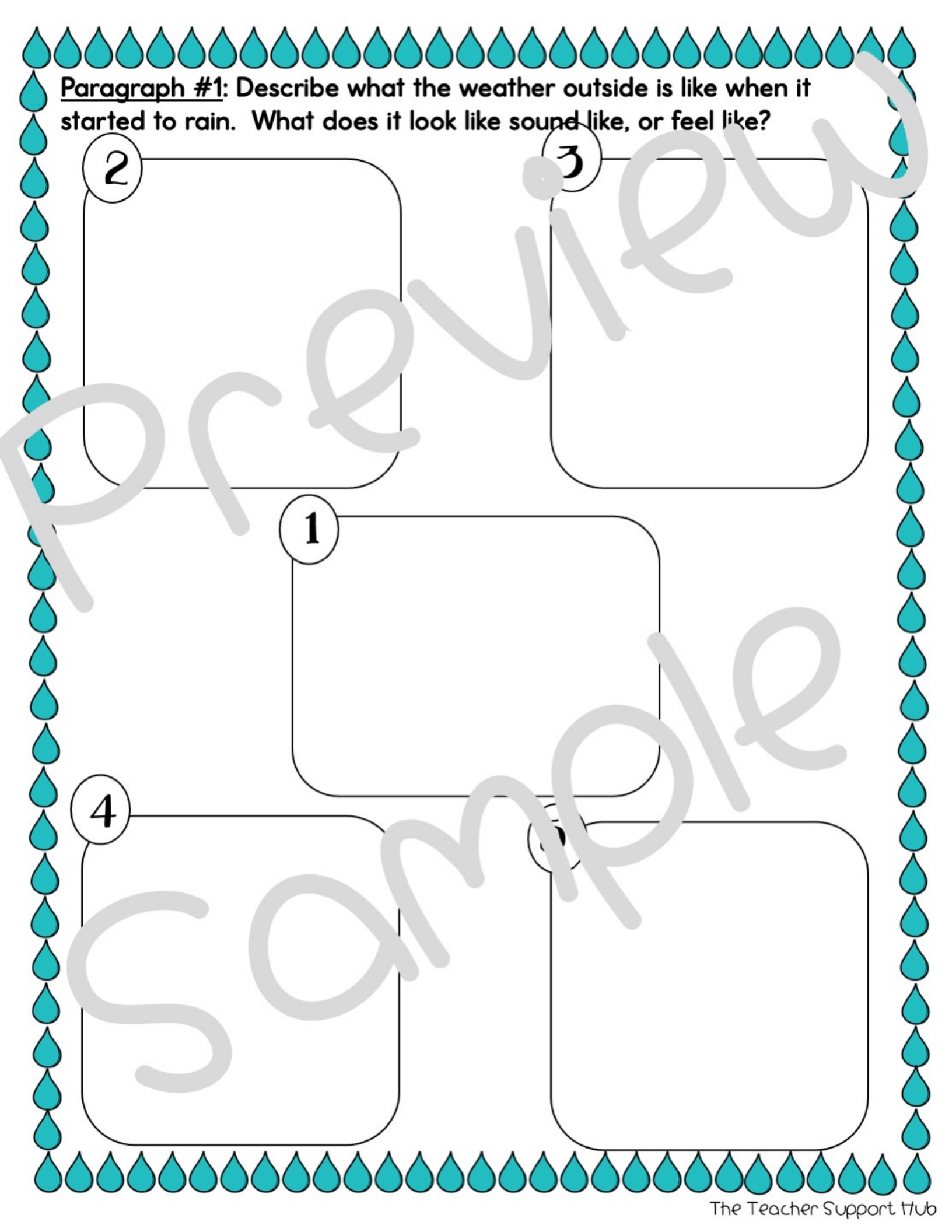


Brainstorming

Describe what the weather outside was when it started to rain.
What does it look like, sound like, or feel like?

Describe how much it rains. Did it rain a little? A lot? What happened?

What happens after it stopped raining? What happened to the ground, sky, roads, or grass?



Paragraph #1: Describe what the weather outside is like when it started to rain. What does it look like sound like, or feel like?

2

3

1

4

5

Prewriting

Topic Sentence: On a bright sunny day all of the sudden it began to rain.

#1: Describe what the weather out side when it started to rain. What does it look like, sound like, or feel like?

#2: Describe how much it rains. Did it rain a little? A lot? What happened?

#3: What happens after it stops raining? What happened to the ground, sky, road, or grass?

Paragraph #2: Describe how much it rains. Did it rain a little? A lot?
What happened?

2

Four horizontal lines for writing.

3

Four horizontal lines for writing.

1

Four horizontal lines for writing.

4

Four horizontal lines for writing.

Four horizontal lines for writing.

Flower Power!

Topic Sentence One day it started to rain and my flowers began to grow.

#1: How big did the flowers grow? What kind of flowers are they? Are they the same type of flowers or different flowers?

#2: Describe what happened when more and more flowers began to grow. Where did they grow? Was there anywhere flowers didn't grow?

#3: What happened when the flowers never stopped growing? How big did they get? What did you do?

Prewriting

Topic Sentence: One day it started to rain and my flowers began to grow.

#1: How big did the flowers grow? What kind of flowers are they? Are they the same type of flowers or different flowers?

#2: Describe what happened when more and more flowers began to grow, everywhere? Where did they grow? Were there anywhere flowers didn't grow?

#3: What happened when the flowers never stopped growing? How big did they get? What did they do?

Paragraph #3: What happens when the flowers never stopped growing? How big did they get? What did you do?

2

3

1

4

5

Brainstorming

How big did the flowers grow? What kind of flowers are they? Are they the same type of flowers or different flowers?

Describe what happened when more and more flowers began to grow, everywhere? Where did they grow? Is there anywhere flowers didn't grow?

What happened when the flowers never stopped growing? How big did they grow? What did you do?

Paragraph #1: How big did the flowers grow? What kind of flowers are they? Are they all the same type of flower or different?

2

Handwriting practice box with four horizontal lines.

3

Handwriting practice box with four horizontal lines.

1

Handwriting practice box with four horizontal lines.

4

Handwriting practice box with four horizontal lines.

Handwriting practice box with four horizontal lines.

Name: _____

Rough Draft

Preview

Sample





Preview

Sample





Preview

Sample





Plan a Rainy Day

What do you like to do inside on a rainy day? Make a list of ideas and activities!

Now plan out your day!

9:00

9:30

10:00

10:30

11:00

11:30

12:00

12:30

1:00

1:30

2:00

2:30







3:00

It's Raining

Directions: Choose a card. Pretend it's raining whatever the card says. What does that look like? Write a short story below.

It is raining _____

It's Raining...



Name: _____

Rain Rain Go Away!

Topic Sentence On a bright sunny day, all of the sudden it began to rain.

#1 Describe what the weather out side when it started to rain. What does it look like, sound like, or feel like?

#2: Describe how much it rains. Did it rain a little? A lot? What happened?

#3: What happens after it stopped raining? What happened to the ground, sky, roads, or grass?

Brainstorming

Describe what the weather outside was like when it started to rain.
What does it look like, sound like, or feel like?

Describe how much it rains. Did it rain a little? A lot? What happened?

What happens after it stopped raining? What happened to the ground, sky, roads, and grass?

Paragraph #1: Describe what the weather outside is like when it started to rain. What does it look like sound like, or feel like?

2

3

1

4

5

Prewriting

Topic Sentence: On a bright, sunny day all of the sudden it began to rain.

#1: Describe what the weather out side when it started to rain. What does it look like, sound like, or feel like?

#2: Describe how much it rains. Did it rain a little? A lot? What happened?

#3: What happens after it stopped raining? What happened to the ground, sky, roads, or grass?

Paragraph #3: What happens after it stopped raining? What happened to the ground sky, roads, or grass?

2

Four horizontal lines for writing.

3

Four horizontal lines for writing.

1

Four horizontal lines for writing.

4

Four horizontal lines for writing.

Four horizontal lines for writing.

Flower Power!

Topic Sentence One day it started to rain and my flowers began to grow.

#1: How big did the flowers grow? What kind of flowers are they? Are they the same type of flowers or different flowers?

#2: Describe what happened when more and more flowers began to grow, everywhere? Where did they grow? Is there anywhere flowers didn't grow?

#3: What happened when the flowers never stopped growing? How big did they get? What did you do?

Prewriting

Topic Sentence: One day, it started to rain, and our flowers began to grow.

#1: How big did the flowers grow? What kind of flowers are they? Are they the same type of flowers or different flowers?

#2: Describe what happened when more and more flowers began to grow, everywhere? Where did they grow? Is there anywhere flowers didn't grow?

#3: What happened when the flowers never stopped growing? How big did they get? What did they do?

Paragraph #2: Describe what happened when more and more flowers began to grow? Where did they grow?

2

3

1

4

5

Brainstorming

How big did the flowers grow? What kind of flowers were they? Are they the same type of flowers or different flowers?

Describe what happened when more and more flowers began to grow, everywhere? Where did they grow? Is there anywhere flowers didn't grow?

What happened when the flowers never stopped growing? How big did they grow? What did you do?

Paragraph #3: What happens when the flowers never stopped growing? How big did they get? What did you do?

2

Four horizontal lines for writing.

3

Four horizontal lines for writing.

1

Four horizontal lines for writing.

4

Four horizontal lines for writing.

Four horizontal lines for writing.

Self-Edit Checklist

- Does each sentence make sense?
- Capitalization: beginning of the sentences and proper nouns
- Check for correct punctuation
- Misspelled Words: circle all words you think are misspelled
- Misspelled Words: sound out unknown words and/or use spell checker
- Did I use variety in my sentences?

Self-Edit Checklist

- Does each sentence make sense?
- Capitalization: beginning of the sentences and proper nouns
- Check for correct punctuation
- Misspelled Words: circle all words you think are misspelled
- Misspelled Words: sound out unknown words and/or use spell checker
- Did I use variety in my sentences?

Name: _____

Rough Draft

Preview

Sample





Preview

Sample



Thank you

Thank you for purchasing this product. Please leave a review on Teachers Pay Teachers at the link below. Check out my TPT store for more fun products! Feel free to provide feedback at

TheTeacherTub.Lisa@gmail.com

Follow Me:

Website: TheTeacherSupportTub.com

TPT: [The Teacher Support Tub](https://www.teacherspayteachers.com/Store/TheTeacherSupportTub) - Please Leave a Review!

Instagram: [TeacherSupportTub](https://www.instagram.com/TeacherSupportTub)

Facebook: [@theteachersupporthub](https://www.facebook.com/theteachersupporthub)

Pinterest: [The Teacher Support Tub](https://www.pinterest.com/TheTeacherSupportTub)

Have any suggestions on this product or future products?

[Click here](#) I would love to hear from you!

TERMS OF USE

Thank you for your purchase! By purchasing this resource, you are agreeing that the contents are the property of The Teacher Support Hub and licensed to you only for classroom / personal use as a single user. I retain the copyright, and reserve all rights to this product. Please remember to leave feedback if you wish to earn TPT Credits, which may be applied to your future purchases. FOLLOW ME ON TPT at The Teacher Support Hub.

YOU MAY:

- Use free and purchased items for your own classroom students, or your own personal use.
- Refer to this product in blog posts, at seminars, professional development, workshops, or other educational venues, ONLY if both credit is given to myself as the author and a link back to my TPT store is included in the presentation.
- Purchase licenses at a great discount for other teachers to use this resource.

YOU MAY NOT:

- Claim this work as your own, alter the files in any way, or remove copyright / watermarks.
- Sell the files or combine them into another unit for sale / free.
- Post this document for sale / free elsewhere on the internet (this includes Google Doc links on blogs).
- Making copies of purchased items to share with others is strictly forbidden and is a violation of the TOU / law.

Thank you for abiding by universally accepted codes of professional ethics while using this product. If you encounter any issue with your file, notice an error, or are in any way experiencing a problem, please contact me and I will be more than happy to help sort it out. You can message me at TheTeacherSupportHub@gmail.com

THANK YOU!

The Teacher Support Hub

THANK YOU TO THESE CLIPART & FONT ARTISTS:



Thank you

Graphics and Fonts:



<http://www.madebyteachers.com/Fun-Classroom-Creations/20>